



...la tua azienda di fiducia!

**CILINDRI
PISTONI
SEGMENTI
ALBERI MOTORE**





39 CILINDRI COMPLETI



57 VALVOLE
DI DECOMPRESSIONE



57 KIT TAPPO + PRIGIONIERI



58 PISTONI COMPLETI



72 FERMI SPINOTTO



72 TAPPI BLOCCA PISTONE



73 SEGMENTI MOTORI
2 TEMPI



75 SEGMENTI MOTORI
4 TEMPI



76 ALBERI MOTORE



78 BIELLE



79 VALVOLE MOTORE



79 DADO PER ALBERO
MOTORE MCCULLOCH



CILINDRI COMPLETI

| | | | |
|----------------------------------------------------------------------------------------------------------------------------------------------------------------|------------------------------------------------------------------------------------------------------------------------|-------------------------------------------------------------------------------------------------------------------------------------------------------|----------------------------------------------------------------------------------------------------------------------------------------------|
| <p>ALPINA</p> <p><i>motosega</i> rif. orig. 6995245, 6995200, 6995201, 6995172, 6995171</p> <p>modello PR270 Ø mm 34</p> | <p>cod. Saba 1943-50600</p>  | <p>ALPINA</p> <p><i>motosega</i> rif. orig. 8540970, 8540972/2</p> <p>modello 450, 500, P460, P510, P522</p> <p>Ø mm 45</p> | <p>cod. Saba 1943-37100</p>  <p><i>Nikasil</i></p> |
| <p>ASIA IMPORT</p> <p><i>motosega</i> rif. orig. - modello 25 CC Ø mm 34</p> | <p>cod. Saba 1943-50386</p>  | <p>ASIA IMPORT</p> <p><i>motosega</i> rif. orig. - modello 38 cc Ø mm 39</p> | <p>cod. Saba 1943-50388</p>  |
| <p>ASIA IMPORT</p> <p><i>motosega</i> rif. orig. - modello 41 cc Ø mm 39,2</p> | <p>cod. Saba 1943-50390</p>  | <p>ASIA IMPORT</p> <p><i>motosega</i> rif. orig. - modello SL3800 - 4100 Ø mm 40</p> | <p>cod. Saba 1943-50400</p>  |
| <p>ASIA IMPORT</p> <p><i>motosega</i> rif. orig. - modello 45 cc Ø mm 43</p> | <p>cod. Saba 1943-50392</p>  | <p>ASIA IMPORT</p> <p><i>motosega</i> rif. orig. - modello 46 cc Ø mm 43,5</p> | <p>cod. Saba 1943-50394</p>  |
| <p>ASIA IMPORT</p> <p><i>motosega</i> rif. orig. - modello 52 cc Ø mm 45</p> | <p>cod. Saba 1943-50396</p>  | <p>ASIA IMPORT</p> <p><i>motosega</i> rif. orig. - modello SL5800 - 5500 Ø mm 45</p> | <p>cod. Saba 1943-50402</p>  |
| <p>ASIA IMPORT</p> <p><i>motosega</i> rif. orig. - modello 58 cc Ø mm 45,2</p> | <p>cod. Saba 1943-50398</p>  | <p>ASIA IMPORT</p> <p><i>decespugliatore</i> rif. orig. - modello 34 cc Ø mm 36</p> | <p>cod. Saba 3043-68109</p>  |



| | | | |
|-----------------------------------------------------------------------------------------------------------------------|--------------------------------------------------------------------------------------------------------------------------------------|--------------------------------------------------------------------------------------------------------------------------------------------------------|----------------------------------------------------------------------------------------------------------------------------------------|
| ASIA IMPORT <i>decespugliatore</i> rif. orig. - modello 43 cc Ø mm 40 | cod. Saba 1943-50401  | ASIA IMPORT <i>decespugliatore</i> rif. orig. - modello 52 cc Ø mm 44 | cod. Saba 907.00.37  |
| BLUE BIRD <i>motosega</i> rif. orig. 481260, 727100 modello P370 Ø mm 39 | cod. Saba 1943-50308  | BLUE BIRD <i>decespugliatore</i> rif. orig. 481250, 727090 modello P280 Ø mm 35 | cod. Saba 1943-50300  |
| BLUE BIRD <i>decespugliatore</i> rif. orig. 480860, 722270 modello K28, K30, M34 Ø mm 36 | cod. Saba 1943-50302  | BLUE BIRD <i>decespugliatore</i> rif. orig. 481080, 722270 modello P330 Ø mm 37 | cod. Saba 1943-50304  |
| BLUE BIRD <i>decespugliatore</i> rif. orig. 481070, 724910 modello P360 Ø mm 37 | cod. Saba 1943-50306  | BLUE BIRD <i>decespugliatore</i> rif. orig. 480630, 721350 modello P470, M47 Ø mm 41 | cod. Saba 1943-50310  |
| BLUE BIRD <i>decespugliatore</i> rif. orig. 480640, 721360 modello P540, M54 Ø mm 44 | cod. Saba 1943-50312  | CASTOR <i>motosega</i> rif. orig. 8540970, 8540972/2 modello 450, 500, P460, P510, P522 Ø mm 45 | cod. Saba 1943-37100  <i>Nikasil</i> |
| DOLMAR <i>motosega</i> rif. orig. 132 130 200 modello 309 Ø mm 47 | cod. Saba 3443-70258  <i>Cromato</i> | DOLMAR <i>motosega</i> rif. orig. 325 130 032, 325 130 033, 325 130 034 modello PC6412S, PC6414S, PC6430 Ø mm 47 | cod. Saba 7243-72138  <i>Nikasil</i> |



| | | | |
|---------------------------------------------------------------------------------------------------------------------------------------------------------------------------------|-----------------------------------------------------------------------------------------------------------------------------------------------------------------------|------------------------------------------------------------------------------------------------------------------------------------------------|--------------------------------------------------------------------------------------------------------------------------|
| <p>DOLMAR</p> <p><i>motosega</i></p> <p>rif. orig. 394 130 013, 394 130 014, 394 130 015</p> <p>modello PC7312, PC7314, PC7330</p> <p>Ø mm 50</p> | <p>cod. Saba 3043-48701</p>  <p style="text-align: right;"><i>Cromato</i></p> | <p>DOLMAR</p> <p><i>motosega</i></p> <p>rif. orig. 038 130 030</p> <p>modello PS7900</p> <p>Ø mm 52</p> | <p>cod. Saba 3043-48293</p>  |
| <p>ECHO</p> <p><i>motosega</i></p> <p>rif. orig. P021-035190</p> <p>modello CS352</p> <p>Ø mm 38</p> | <p>cod. Saba 1943-50496</p>  | <p>ECHO</p> <p><i>motosega</i></p> <p>rif. orig. P021-010701</p> <p>modello 350</p> <p>Ø mm 39</p> | <p>cod. Saba 1943-50502</p>  |
| <p>ECHO</p> <p><i>motosega</i></p> <p>rif. orig. P021-009250</p> <p>modello CS350</p> <p>Ø mm 39</p> | <p>cod. Saba 1943-50500</p>  | <p>ECHO</p> <p><i>decespugliatore</i></p> <p>rif. orig. 101514-42230 101011-47530</p> <p>modello 460S</p> <p>Ø mm 42</p> | <p>cod. Saba 1943-50510</p>  |
| <p>EMAK</p> <p><i>motosega</i></p> <p>rif. orig. 5016105, 50162014</p> <p>modello 125, 925</p> <p>Ø mm 34</p> | <p>cod. Saba 1943-50600</p>  | <p>EMAK</p> <p><i>motosega</i></p> <p>rif. orig. 50030002, 50032010</p> <p>modello 931, 932, 131, 132</p> <p>Ø mm 37</p> | <p>cod. Saba 1943-50602</p>  |
| <p>EMAK</p> <p><i>motosega</i></p> <p>rif. orig. 50050132</p> <p>modello 136, 936</p> <p>Ø mm 38</p> | <p>cod. Saba 1943-50604</p>  | <p>EMAK</p> <p><i>motosega</i></p> <p>rif. orig. 050.182.005 A</p> <p>modello 937, GS 370</p> <p>Ø mm 38</p> | <p>cod. Saba 1943-50637</p>  |
| <p>EMAK</p> <p><i>motosega</i></p> <p>rif. orig. 093800014</p> <p>modello 138, 938</p> <p>Ø mm 40</p> | <p>cod. Saba 1943-50608</p>  | <p>EMAK</p> <p><i>motosega</i></p> <p>rif. orig. 50060028A</p> <p>modello 140, 940</p> <p>Ø mm 40</p> | <p>cod. Saba 1943-50610</p>  |



| | | | |
|--------------------------------------------------------------------------------------------------------------------------------|--------------------------------------------------------------------------------------------------------------------|-----------------------------------------------------------------------------------------------------------------------------------------------|----------------------------------------------------------------------------------------------------------------------|
| EMAK <i>motosega</i> rif. orig. 50172021 modello 141 SP, 941 CX Ø mm 40 | cod. Saba 1943-50652  | EMAK <i>motosega</i> rif. orig. 094100050 modello 141, 941 Ø mm 42 | cod. Saba 1943-50612  |
| EMAK <i>motosega</i> rif. orig. 094200008 modello 142, 942 Ø mm 42 | cod. Saba 1943-50614  | EMAK <i>motosega</i> rif. orig. 50072024A modello 147, 947 Ø mm 42 | cod. Saba 1943-50616  |
| EMAK <i>motosega</i> rif. orig. 50082012D modello 152, 952 Ø mm 45 | cod. Saba 1943-50618  | EMAK <i>motosega</i> rif. orig. 095100008, 094600173 modello 146, 151, 946, 951 Ø mm 46 | cod. Saba 1943-50620  |
| EMAK <i>motosega</i> rif. orig. 50012095A modello 156, 956 Ø mm 46 | cod. Saba 1943-95646  | EMAK <i>motosega</i> rif. orig. 50022052B modello 162, 962 Ø mm 48 | cod. Saba 1943-50624  |
| EMAK <i>motosega</i> rif. orig. 097000206D modello 170, 171, 970, 971 Ø mm 50 | cod. Saba 1943-50626  | EMAK <i>decespugliatore</i> rif. orig. 61070072 modello 725, 8250, HT26, HT27, SP126, BV126 Ø mm 34 | cod. Saba 1943-50628  |
| EMAK <i>decespugliatore</i> rif. orig. 4161570R modello 726, 8260, STARK 25, SPARTA 25 Ø mm 34 | cod. Saba 1943-50630  | EMAK <i>decespugliatore</i> rif. orig. 61050011 modello 735, 740, 435, 440, 8350, 8400, 8355, 8405 Ø mm 37 | cod. Saba 1943-50632  |



| | | | |
|---------------------------------------------------------------------------------------------------------------------------------------------------------------------|----------------------------------------------------------------------------------------------------------------------------------------------|----------------------------------------------------------------------------------------------------------------------------------------------------------------------|------------------------------------------------------------------------------------------------------------------------------------------------|
| <p>EMAK</p> <p><i>decespugliatore</i></p> <p>rif. orig. 61212005A modello SPARTA 37, SPARTA 38, STARK 37, STARK 38</p> <p>Ø mm 38</p> | <p>cod. Saba 1943-50634</p>  | <p>EMAK</p> <p><i>decespugliatore</i></p> <p>rif. orig. 74000280 modello 735, 740, 435, 440, 8350, 8355, 8400, 8405</p> <p>Ø mm 40</p> | <p>cod. Saba 1943-50638</p>  |
| <p>EMAK</p> <p><i>decespugliatore</i></p> <p>rif. orig. 074.000.280B, 061.202.022 modello SPARTA 42, SPARTA 44</p> <p>Ø mm 40</p> | <p>cod. Saba 1943-50650</p>  | <p>EMAK</p> <p><i>decespugliatore</i></p> <p>rif. orig. 61122014 modello 746, 446, 8460, 8465</p> <p>Ø mm 42</p> | <p>cod. Saba 1943-37602</p>  <p><i>Cromato</i></p> |
| <p>EMAK</p> <p><i>decespugliatore</i></p> <p>rif. orig. 061.122.014A 061.122.014F modello 746, 8420, 446 BP</p> <p>Ø mm 42</p> | <p>cod. Saba 1943-50617</p>  | <p>EMAK</p> <p><i>decespugliatore</i></p> <p>rif. orig. 4191210 modello 750, 450, 8420, 8425, 8510, 8515</p> <p>Ø mm 44</p> | <p>cod. Saba 1943-37600</p>  <p><i>Cromato</i></p> |
| <p>EMAK</p> <p><i>decespugliatore</i></p> <p>rif. orig. 61112035H modello 753, 453, 8530, 8535</p> <p>Ø mm 45</p> | <p>cod. Saba 3043-48709</p>  <p><i>Nikasil</i></p> | <p>EMAK</p> <p><i>motopompa</i></p> <p>rif. orig. 30100365B modello SA30, SC23, SC33, C19, C20</p> <p>Ø mm 40</p> | <p>cod. Saba 1943-50648</p>  |
| <p>HUSQVARNA</p> <p><i>motosega</i></p> <p>rif. orig. 530 06 99-40 modello 136, 137, 137E, 36</p> <p>Ø mm 38</p> | <p>cod. Saba 1943-37312</p>  <p><i>Cromato</i></p> | <p>HUSQVARNA</p> <p><i>motosega</i></p> <p>rif. orig. 530 06 96-06 modello 235, 335, 335XPT, 435, 440</p> <p>Ø mm 38</p> | <p>cod. Saba 1943-37911</p>  <p><i>Cromato</i></p> |
| <p>HUSQVARNA</p> <p><i>motosega</i></p> <p>rif. orig. 545 05 04-17 modello 236, 236E, 240, 240E</p> <p>Ø mm 39</p> | <p>cod. Saba 907.00.15</p>  | <p>HUSQVARNA</p> <p><i>motosega</i></p> <p>rif. orig. 503 87 00-76 modello 340 Ø mm 40 note segmenti da 1,5</p> | <p>cod. Saba 3043-48246</p>  |



| | | | |
|---------------------------------------------------------------------------------------------------------------------------------|--------------------------------------------------------------------------------------------------------------------------------------|------------------------------------------------------------------------------------------------------------------------------------------------------|----------------------------------------------------------------------------------------------------------------------------------------|
| HUSQVARNA <i>motosega</i> rif. orig. 530 06 99-41 modello 41, 141, 142 Ø mm 40 | cod. Saba 1943-37316  <i>Cromato</i> | HUSQVARNA <i>motosega</i> rif. orig. 504 73 51-01, 504 73 51-03 modello 435, 440 Ø mm 41 | cod. Saba 907.00.19  |
| HUSQVARNA <i>motosega</i> rif. orig. 503 53 68-02 modello 242, 242XP Ø mm 42 | cod. Saba 3443-70253  <i>Cromato</i> | HUSQVARNA <i>motosega</i> rif. orig. 503 87 02-75 modello 345 Ø mm 42 | cod. Saba 1943-37314  <i>Cromato</i> |
| HUSQVARNA <i>motosega</i> rif. orig. 577 76 47-07, 577 76 47-03 modello 545, 550XP Ø mm 43 | cod. Saba 3043-48089  | HUSQVARNA <i>motosega</i> rif. orig. 530 07 14-08 modello 351, 335 Ø mm 43 | cod. Saba 1943-37322  |
| HUSQVARNA <i>motosega</i> rif. orig. 503 87 02-76 modello 340, 345, 350, MODELLO ALTO Ø mm 44 | cod. Saba 1943-37318  <i>Cromato</i> | HUSQVARNA <i>motosega</i> rif. orig. 503 86 99-71, 503 86 99-03 modello 346, 350, 351, 353, MODELLO BASSO Ø mm 44 | cod. Saba 1943-37321  |
| HUSQVARNA <i>motosega</i> rif. orig. 503 86 99-71 modello 350, MODELLO BASSO Ø mm 44 | cod. Saba 1943-37317  <i>Cromato</i> | HUSQVARNA <i>motosega</i> rif. orig. 503 16 83-01 modello 50, 51, 55 Ø mm 45 | cod. Saba 3043-48042  <i>Nikasil</i> |
| HUSQVARNA <i>motosega</i> rif. orig. 503 50 39-02 modello 154, 254, 254XP Ø spin. mm 12 Ø mm 45 | cod. Saba 3443-70264  <i>Cromato</i> | HUSQVARNA <i>motosega</i> rif. orig. 503 50 39-02, 503 50 39-03 modello 154, 254, 254XP Ø mm 45 | cod. Saba 3443-70227  |



| | |
|------------------|-----------------------------|
| HUSQVARNA | cod. Saba 3043-48058 |
| motosega | |
| rif. orig. | 537 27 31-02 |
| modello | 346, 350, 351, 353 |
| Ø mm | 45 |
| | |
| <i>Nikasil</i> | |

| | |
|------------------|-----------------------------|
| HUSQVARNA | cod. Saba 9043-48058 |
| motosega | |
| rif. orig. | 537 25 31-02 |
| modello | 346, 350, 351, 353 |
| Ø mm | 45 |
| | |
| <i>Meteor</i> | |

| | |
|------------------|-----------------------------|
| HUSQVARNA | cod. Saba 3043-48087 |
| motosega | |
| rif. orig. | 537 24 85-02 |
| modello | 357 |
| Ø mm | 46 |
| | |
| <i>Nikasil</i> | |

| | |
|------------------|-----------------------------|
| HUSQVARNA | cod. Saba 9043-48087 |
| motosega | |
| rif. orig. | 537 24 85-02 |
| modello | 357 |
| Ø mm | 46 |
| | |
| <i>Meteor</i> | |

| | |
|------------------|-------------------------------|
| HUSQVARNA | cod. Saba 3043-48245 |
| motosega | |
| rif. orig. | 503 60 91-71, 503 16 91-71 |
| modello | 55, 51EPA, 55 RANCHER |
| Ø mm | 46 |
| | |
| <i>Cromato</i> | |

| | |
|------------------|-------------------------------|
| HUSQVARNA | cod. Saba 9043-48245 |
| motosega | |
| rif. orig. | 503 60 91-71, 503 16 91-71 |
| modello | 55, 51EPA, 55 RANCHER |
| Ø mm | 46 |
| | |
| <i>Meteor</i> | |

| | |
|------------------|-------------------------------|
| HUSQVARNA | cod. Saba 3043-48088 |
| motosega | |
| rif. orig. | 575 35 58-03, 575 35 58-05 |
| modello | 555, 560, 562 |
| Ø mm | 46 |
| | |

| | |
|------------------|-----------------------------|
| HUSQVARNA | cod. Saba 3043-48244 |
| motosega | |
| rif. orig. | 537 15 73-04 |
| modello | 357, 357EPA, 359 |
| Ø mm | 47 |
| | |
| <i>Nikasil</i> | |

| | |
|------------------|----------------------------|
| HUSQVARNA | cod. Saba 907.00.20 |
| motosega | |
| rif. orig. | 537 32 04-02 |
| modello | 455, 460 |
| Ø mm | 47 |
| | |

| | |
|------------------|-------------------------------|
| HUSQVARNA | cod. Saba 3043-48231 |
| motosega | |
| rif. orig. | 503 54 11-72, 503 90 79-71 |
| modello | 262, 262XP |
| Ø mm | 48 |
| | |
| <i>Cromato</i> | |

| | |
|------------------|-------------------------------|
| HUSQVARNA | cod. Saba 3043-48238 |
| motosega | |
| rif. orig. | 503 69 10-73, 503 93 90-03 |
| modello | 365 |
| Ø mm | 48 |
| note | tipo nuovo |
| | |
| <i>Nikasil</i> | |

| | |
|------------------|-------------------------------|
| HUSQVARNA | cod. Saba 9043-48238 |
| motosega | |
| rif. orig. | 503 69 10-73, 503 93 90-03 |
| modello | 365 |
| Ø mm | 48 |
| note | tipo nuovo |
| | |
| <i>Meteor</i> | |



| | | | |
|-------------------------------------------------------------------------------------------------------------------------------------|--------------------------------------------------------------------------------------------------------------------------------------|------------------------------------------------------------------------------------------------------------------------------------|---------------------------------------------------------------------------------------------------------------------------------------|
| HUSQVARNA <i>motosega</i> rif. orig. 503 69 10-73, 503 93 90-03 modello 365 Ø mm 48 note tipo nuovo | cod. Saba 3443-57007  <i>Cromato</i> | HUSQVARNA <i>motosega</i> rif. orig. 503 69 10-73 modello 365 Ø mm 48 note attacco quadrato | cod. Saba 3443-57007A  |
| HUSQVARNA <i>motosega</i> rif. orig. 503 53 20-71 modello 61 Ø mm 48 | cod. Saba 3443-70251  <i>Cromato</i> | HUSQVARNA <i>motosega</i> rif. orig. 501 65 85-71 modello 268, 268S, 268XP Ø mm 50 | cod. Saba 3443-70280  <i>Cromato</i> |
| HUSQVARNA <i>motosega</i> rif. orig. 501 65 85-71 modello 268, 268S, 268XP Ø mm 50 | cod. Saba 9043-70280  <i>Meteor</i> | HUSQVARNA <i>motosega</i> rif. orig. 503 62 64-72, 503 62 64-73 modello 362, 365, 371, 372 Ø mm 50 | cod. Saba 907.00.16  |
| HUSQVARNA <i>motosega</i> rif. orig. 503 62 64-72 503 62 64-73 modello 362, 365, 371, 372 Ø mm 50 | cod. Saba 3043-48236  <i>Cromato</i> | HUSQVARNA <i>motosega</i> rif. orig. 503 62 64-72, 503 62 64-73 modello 362, 365, 371, 372 Ø mm 50 | cod. Saba 9043-48236  <i>Meteor</i> |
| HUSQVARNA <i>motosega</i> rif. orig. 575 77 41-02 modello 365XT Ø mm 50 | cod. Saba 3043-48235  | HUSQVARNA <i>motosega</i> rif. orig. 575 25 57-02 modello 372XPT Ø mm 50 | cod. Saba 3043-50372X  |
| HUSQVARNA <i>motosega</i> rif. orig. 537 25 41-02 modello 570, 570EPA, 575, 575XP Ø mm 51 | cod. Saba 1943-37313  <i>Cromato</i> | HUSQVARNA <i>motosega</i> rif. orig. 503 60 96-71 modello 272, 272K, 272XP Ø mm 52 | cod. Saba 3043-48240  <i>Hyway</i> |



HUSQVARNA cod. Saba **9043-48240**

motosega
rif. orig. 503 60 96-71
modello 272, 272XP
Ø mm **52**

Meteor

HUSQVARNA cod. Saba **3043-48242**

motosega
rif. orig. 503 62 64-73
modello 372
Ø mm **52**

Hyway

HUSQVARNA cod. Saba **3043-48233**

motosega
rif. orig. 503 90 74-71
modello 181, 281,
281XP, 282,
288
Ø mm **54**

Cromato

HUSQVARNA cod. Saba **3043-48239**

motosega
rif. orig. 503 99 39-71
modello 395, 395EPA
Ø mm **56**

Cromato

HUSQVARNA cod. Saba **9043-48239**

motosega
rif. orig. 503 99 39-71
modello 395,
395EPA
Ø mm **56**

Meteor

HUSQVARNA cod. Saba **3043-48283**

*motosega
decespugliatore*
rif. orig. 506 01 06-07
modello 40, 240R
Ø mm **40**

Cromato

HUSQVARNA cod. Saba **3043-48284**

*motosega
troncatore*
rif. orig. 506 29 42-71
modello 1250K,
3120EPA,
K1250, 3120K,
3120XP
Ø mm **60**

Cromato

HUSQVARNA cod. Saba **1943-37150**

decespugliatore
rif. orig. 545 00 10-01,
545 00 33-78,
531 00 23-46
modello 125 R, 125 RB,
128 R
Ø mm **35**

HUSQVARNA cod. Saba **1943-37200**

decespugliatore
rif. orig. 521 74 26-01,
512 27 22-01
modello 236 R
Ø mm **36**

HUSQVARNA cod. Saba **1943-37315**

decespugliatore
rif. orig. 510 06 42-01
modello 143 R
Ø mm **40**

HUSQVARNA cod. Saba **3043-48280**

decespugliatore
rif. orig. 521 62 19-01
modello 243 R, 543 RX
Ø mm **40,5**

HUSQVARNA cod. Saba **3043-00970**













troncatore
rif. orig. 544 93 56-03
modello K960, K970
Ø mm **56**

Cromato















| | | | |
|------------------------------------------------------------------------------------------------------------------------------------------------------------------------------------|---------------------------------------------------------------------------------------------------------------------------------------------------------------------|-----------------------------------------------------------------------------------------------------------------------------------------------------|-----------------------------------------------------------------------------------------------------------------------------------------------------------------------|
| HUSQVARNA <i>troncatore</i> rif. orig. 576 27 00-02 modello K1260 Ø mm 60 | cod. Saba 3043-48305  | JONSERED <i>motosega</i> rif. orig. 545 05 04-17 modello 236, 240 Ø mm 39 | cod. Saba 907.00.15  |
| JONSERED <i>motosega</i> rif. orig. 503 86 99-71 modello CS2150 Ø mm 44 | cod. Saba 1943-37317  | KAWASAKI <i>decespugliatore</i> rif. orig. 11005-2140 modello TH34 Ø mm 37 | cod. Saba 3043-48640  |
| KAWASAKI <i>decespugliatore</i> rif. orig. 310502-1211A, 310501-3111C, 310601-3010A, 310501-3121A modello TD40 note pistone chiuso Ø mm 39,3 | cod. Saba 3043-68113  <p style="text-align: right;"><i>Cromato</i></p> | KAWASAKI <i>decespugliatore</i> rif. orig. 11005-2093 modello TD40 note pistone aperto Ø mm 40 | cod. Saba 3043-48644  |
| KAWASAKI <i>decespugliatore</i> rif. orig. 11005-2122 modello TH43 Ø mm 41,5 | cod. Saba 3043-48710  <p style="text-align: right;"><i>Cromato</i></p> | KAWASAKI <i>decespugliatore</i> rif. orig. 11005-2165, 11005-2159 modello TJ 45E Ø mm 42,5 | cod. Saba 3043-48648  |
| KAWASAKI <i>decespugliatore</i> rif. orig. 11005-2123 modello TH48 Ø mm 44 | cod. Saba 3043-48652  <p style="text-align: right;"><i>Cromato</i></p> | KAWASAKI <i>decespugliatore</i> rif. orig. - modello TJ53 Ø mm 44 | cod. Saba 3043-48654  |
| MAKITA <i>motosega</i> rif. orig. 038130030 modello DCS7901 Ø mm 52 | cod. Saba 3043-48293  <p style="text-align: right;"><i>Cromato</i></p> | MAKITA <i>troncatore</i> rif. orig. 325130032, 325130033, 325130034 modello DPC6400, DPC6401, DPC6410 Ø mm 47 | cod. Saba 7243-72138  <p style="text-align: right;"><i>Nikasil</i></p> |




| | | | |
|--------------------------------------------------------------------------------------------------------------------------------------------------------------------------------|-----------------------------------------------------------------------------------------------------------------------------------------------------------------------|----------------------------------------------------------------------------------------------------------------------------------------------------------------|--------------------------------------------------------------------------------------------------------------------------|
| <p>MAKITA</p> <p><i>troncatore</i></p> <p>rif. orig. 394130013, 394130014, 394130015</p> <p>modello DPC7300, DPC7301, DPC7310</p> <p>Ø mm 50</p> | <p>cod. Saba 3043-48701</p>  <p style="text-align: right;"><i>Cromato</i></p> | <p>MCCULLOCH</p> <p><i>motosega</i></p> <p>rif. orig. 538 24 00-07</p> <p>modello 3000, 3100</p> <p>Ø mm 35</p> | <p>cod. Saba 1943-37714</p>  |
| <p>MCCULLOCH</p> <p><i>motosega</i></p> <p>rif. orig. 530 06 96-06</p> <p>modello 335, 435, 440</p> <p>Ø mm 38</p> | <p>cod. Saba 1943-37911</p>  <p style="text-align: right;"><i>Cromato</i></p> | <p>MCCULLOCH</p> <p><i>motosega</i></p> <p>rif. orig. 538 24 72-54</p> <p>modello 40, 44, 538, 2000</p> <p>Ø mm 41</p> | <p>cod. Saba 1943-37704</p>  |
| <p>MCCULLOCH</p> <p><i>motosega</i></p> <p>rif. orig. 530 06 96-06</p> <p>modello 2155, 2450, 2550, 441</p> <p>Ø mm 41,1</p> <p>note segmenti 1.5</p> | <p>cod. Saba 1943-37700</p>  | <p>MCCULLOCH</p> <p><i>motosega</i></p> <p>rif. orig. 538 24 85-00</p> <p>modello 45, 46, 461, 545</p> <p>Ø mm 43</p> | <p>cod. Saba 1943-37706</p>  |
| <p>MCCULLOCH</p> <p><i>motosega</i></p> <p>rif. orig. 538 24 72-55</p> <p>modello 538, 545</p> <p>Ø mm 43</p> | <p>cod. Saba 1943-37708</p>  | <p>MCCULLOCH</p> <p><i>decespugliatore</i></p> <p>rif. orig. 538 24 79-42</p> <p>modello 320, 321, 340, 341</p> <p>Ø mm 38</p> | <p>cod. Saba 1943-37718</p>  |
| <p>MCCULLOCH</p> <p><i>decespugliatore</i></p> <p>rif. orig. 538 24 25-43, 538 24 91-79</p> <p>modello CABRIO 29</p> <p>Ø mm 38</p> | <p>cod. Saba 1943-37716</p>  | <p>MCCULLOCH</p> <p><i>decespugliatore</i></p> <p>rif. orig. 538 24 77-00</p> <p>modello 38, 39, 380, 390, 3800, 3900</p> <p>Ø mm 40</p> | <p>cod. Saba 1943-37720</p>  |
| <p>MITSUBISHI</p> <p><i>decespugliatore</i></p> <p>rif. orig. -</p> <p>modello TL26</p> <p>Ø mm 33</p> | <p>cod. Saba 907.00.38</p>  | <p>MITSUBISHI</p> <p><i>decespugliatore</i></p> <p>rif. orig. KC13016AA</p> <p>modello TU 26</p> <p>Ø mm 33</p> | <p>cod. Saba 3043-68108</p>  |





| | | | |
|----------------------------------------------------------------------------------------------------------------------------------------|--------------------------------------------------------------------------------------------------------------------------------------|---------------------------------------------------------------------------------------------------------------------------------------------|----------------------------------------------------------------------------------------------------------------------------------------|
| MITSUBISHI <i>decespugliatore</i> rif. orig. KC13011AA modello TL33 Ø mm 36 | cod. Saba 3043-68109  | MITSUBISHI <i>decespugliatore</i> rif. orig. FR67310A, FR67315, FR34111, FR67318 modello T200 Ø mm 38 | cod. Saba 3043-68111  <i>Cromato</i> |
| MITSUBISHI <i>decespugliatore</i> rif. orig. KC13010AA, KP14018AA modello TL43 Ø mm 40 | cod. Saba 3043-68110  | MITSUBISHI <i>decespugliatore</i> rif. orig. KC14002AA modello TL52 Ø mm 44 | cod. Saba 3043-68112  |
| PARTNER <i>motosega</i> rif. orig. 530071579 modello 351 Ø mm 38 | cod. Saba 1943-37911  <i>Cromato</i> | PARTNER <i>motosega</i> rif. orig. 545050417 modello 236, 240 Ø mm 39 | cod. Saba 907.00.15  |
| PARTNER <i>motosega</i> rif. orig. 530071408 modello 351, 355 Ø mm 43 | cod. Saba 1943-37322  | PARTNER <i>troncatore</i> rif. orig. 506 38 61-71, 520 75 73-04 modello K750 K760 Ø mm 51 note segmenti 1.2 | cod. Saba 3043-48706  |
| PARTNER <i>motosega troncatore</i> rif. orig. 503158101, 506099212 modello K 650 ACTIVE, P7000 Ø mm 50 | cod. Saba 3443-70268  <i>Cromato</i> | PARTNER <i>troncatore</i> rif. orig. 503155506 modello K950 Ø mm 56 | cod. Saba 3043-48292  <i>Cromato</i> |
| PARTNER <i>troncatore</i> rif. orig. 544935603 modello K960, K970 Ø mm 56 | cod. Saba 3043-00970  <i>Cromato</i> | PARTNER <i>troncatore</i> rif. orig. 506294271 modello K1250 Ø mm 60 | cod. Saba 3043-48284  <i>Cromato</i> |



| | | | |
|-----------------------------------------------------------------------------------------------------------------------------------------------------------|---------------------------------------------------------------------------------------------------------------------------------------|--------------------------------------------------------------------------------------------------------------------------------------------------------------------|-----------------------------------------------------------------------------------------------------------------------------------------|
| <p>ROBIN</p> <p><i>decespugliatore</i></p> <p>rif. orig. 541-15003-00 modello NB411 Ø mm 40</p> | <p>cod. Saba 907.00.57</p>  | <p>STIGA</p> <p><i>motosega</i></p> <p>rif. orig. 8540970, 8540972/2 modello 52 cc Ø mm 45</p> | <p>cod. Saba 1943-37100</p>  <p><i>Nikasil</i></p> |
| <p>SHINDAIWA</p> <p><i>decespugliatore</i></p> <p>rif. orig. 20016-12112 modello C-230 Ø mm 32</p> | <p>cod. Saba 907.00.61</p>  | <p>SHINDAIWA</p> <p><i>decespugliatore</i></p> <p>rif. orig. 70196-12110 modello C35 Ø mm 36</p> | <p>cod. Saba 3043-48705</p>  <p><i>Cromato</i></p> |
| <p>SHINDAIWA</p> <p><i>motosega</i></p> <p>rif. orig. P021-010701 modello CS 350 Ø mm 39</p> | <p>cod. Saba 1943-50502</p>  | <p>SHINDAIWA</p> <p><i>decespugliatore</i></p> <p>rif. orig. 20021-12110 modello B45 Ø mm 40</p> | <p>cod. Saba 3043-48704</p>  <p><i>Cromato</i></p> |
| <p>SHINDAIWA</p> <p><i>decespugliatore</i></p> <p>rif. orig. 101514-42230, 101011-47530 modello 4605 Ø mm 42</p> | <p>cod. Saba 1943-50510</p>  | <p>STIHL</p> <p><i>motosega</i></p> <p>rif. orig. 1130 020 1200, 1130 020 1207 modello 017, 170 Ø mm 37</p> | <p>cod. Saba 3043-48215</p>  <p><i>Cromato</i></p> |
| <p>STIHL</p> <p><i>motosega</i></p> <p>rif. orig. 1137 020 1203 , 1137 020 1201, modello 192T Ø mm 37</p> | <p>cod. Saba 3043-48221</p>  | <p>STIHL</p> <p><i>motosega</i></p> <p>rif. orig. 1130 020 1208 modello MS180, MS181 Ø spin. mm 10 Ø mm 38</p> | <p>cod. Saba 3043-48218</p>  <p><i>Cromato</i></p> |
| <p>STIHL</p> <p><i>motosega</i></p> <p>rif. orig. 1123 020 1214 modello 021, 023, 025, MS230, MS210 Ø mm 40</p> | <p>cod. Saba 3043-48202</p>  <p><i>Nikasil</i></p> | <p>STIHL</p> <p><i>motosega</i></p> <p>rif. orig. 1123 020 1218 modello MS210, 021 Ø mm 40</p> | <p>cod. Saba 3043-48204</p>  |



| | | | |
|----------------------------------------------------------------------------------------------------------------------------|--------------------------------------------------------------------------------------------------------------------------------------|----------------------------------------------------------------------------------------------------------------------|----------------------------------------------------------------------------------------------------------------------------------------|
| STIHL <i>motosega</i> rif. orig. 1139 020 1202 1139 020 1205 modello 181, 211 (>2013) Ø mm 40 | cod. Saba 3043-48206  | STIHL <i>motosega</i> rif. orig. 1145 020 1200 modello MS201, MS201T Ø mm 40 | cod. Saba 3043-00201  <i>Nikasil</i> |
| STIHL <i>motosega</i> rif. orig. 1129 020 1202 modello MS200, MS200T Ø mm 40 | cod. Saba 3043-04744  <i>Nikasil</i> | STIHL <i>motosega</i> rif. orig. 1129 020 1202 modello MS200, MS200T Ø mm 40 | cod. Saba 9043-04744  <i>Meteor</i> |
| STIHL <i>motosega</i> rif. orig. 1121 020 1200 modello 240, MS240 Ø mm 42 | cod. Saba 8243-60524  <i>Nikasil</i> | STIHL <i>motosega</i> rif. orig. 1123 020 1209 modello 023, 025, MS230, MS250 Ø mm 42,5 | cod. Saba 3043-48224  <i>Nikasil</i> |
| STIHL <i>motosega</i> rif. orig. 1110 020 1210 modello 041 Ø mm 44 note segmento 1.5 mm | cod. Saba 3043-48219  | STIHL <i>motosega</i> rif. orig. 1121 020 1203 modello 026, MS260 Ø mm 44 | cod. Saba 3443-57281  <i>Cromato</i> |
| STIHL <i>motosega</i> rif. orig. 1121 020 1203 modello 026, MS260 Ø mm 44 | cod. Saba 3043-48208  <i>Nikasil</i> | STIHL <i>motosega</i> rif. orig. 1121 020 1203 modello 026, MS260 Ø mm 44 | cod. Saba 9043-48208  <i>Meteor</i> |
| STIHL <i>motosega</i> rif. orig. 1143 020 1207 modello MS 251 Ø mm 44 | cod. Saba 3043-48228  | STIHL <i>motosega</i> rif. orig. 1141 020 1200 modello MS 261, MS 271 Ø mm 44 | cod. Saba 3043-48229  <i>Meteor</i> |



STIHL cod. Saba **1943-37300**

motosega
rif. orig. 1121 020 1217
modello MS260
Ø mm **44,7**



Nikasil

STIHL cod. Saba **3043-48090**

motosega
rif. orig. 1141 020 1202
modello MS261,
MS271
Ø mm **44,7**



Nikasil

STIHL cod. Saba **3043-48610**

motosega
rif. orig. 1118 020 1203
modello 028, 28S, 28W
Ø mm **46**



Nikasil

STIHL cod. Saba **3043-48203**

motosega
rif. orig. 1127 020 1210
modello 029, MS290
Ø mm **46**



Cromato

STIHL cod. Saba **3043-48611**

motosega
rif. orig. 1127 020 1215
modello MS310
Ø spin. mm 10
Ø mm **47**



Cromato

STIHL cod. Saba **3043-48708**

motosega
rif. orig. 1135 020 1202
modello MS341, MS361
Ø spin. mm 11
Ø mm **47**



Nikasil

STIHL cod. Saba **3043-00362**

motosega
rif. orig. 1140 020 1205
modello MS362
Ø spin. mm 12
Ø mm **47**



Nikasil

STIHL cod. Saba **3443-70250**

motosega
rif. orig. 1125 020 1213,
1125 020 1215
modello 034, 036,
MS360
Ø mm **48**



Nikasil

STIHL cod. Saba **3443-57250**

motosega
rif. orig. 1125 020 1213,
1125 020 1215
modello 034, 036,
MS360
Ø mm **48**



Cromato

STIHL cod. Saba **1943-37814**

motosega
rif. orig. 1125 020 1213,
1125 020 1215
modello 036, MS360
Ø mm **48**



STIHL cod. Saba **3043-48722**

motosega
rif. orig. 1127 020 1216,
1127 020 1213
modello 039, MS390
Ø mm **49**















Nikasil

STIHL cod. Saba **3443-70226**

motosega/troncatore
rif. orig. 4201 020 1200
modello 08, ts360
Ø mm **49**





| | | | |
|------------------------------------------------------------------------------------------------------------------|---------------------------------------------------------------------------------------------------------------------------------------|----------------------------------------------------------------------------------------------------------------------------------------------------------|----------------------------------------------------------------------------------------------------------------------------------------|
| STIHL <i>motosega</i> rif. orig. 1128 020 1227 modello 044, MS440 Ø mm 50 | cod. Saba 3043-48210  <i>Nikasil</i> | STIHL <i>motosega</i> rif. orig. 1138 020 1201 modello MS441 Ø mm 50 | cod. Saba 3043-48220  <i>Cromato</i> |
| STIHL <i>motosega</i> rif. orig. 1119 020 1202 modello 038, MS380 Ø mm 52 | cod. Saba 907.00.68  <i>Nikasil</i> | STIHL <i>motosega</i> rif. orig. 1119 020 1215 modello 038, MS380 Ø mm 52 | cod. Saba 3443-70272  <i>Nikasil</i> |
| STIHL <i>motosega</i> rif. orig. 1119 020 1204 modello MS381 Ø mm 52 | cod. Saba 3043-48702  <i>Nikasil</i> | STIHL <i>motosega</i> rif. orig. 1128 020 1221, 1128 020 1217 modello 046, MS446 Ø mm 52 | cod. Saba 3043-48213  <i>Nikasil</i> |
| STIHL <i>motosega</i> rif. orig. 1119 020 1200, 1119 020 1204 modello MS382 Ø mm 52 | cod. Saba 3043-48217  <i>Nikasil</i> | STIHL <i>motosega/troncatore</i> rif. orig. 1111 020 1200 modello 051, TS510 Ø mm 52 note segmenti 1,5 mm spinotto 13 mm | cod. Saba 3443-70121  <i>Nikasil</i> |
| STIHL <i>motosega</i> rif. orig. 1128 020 1250 modello MS461 Ø mm 52 | cod. Saba 3043-00461P  <i>Nikasil</i> | STIHL <i>motosega</i> rif. orig. 1128 020 1221 modello MS460, 046 Ø mm 54 note segmenti 1,2 mm | cod. Saba 3043-48214  <i>Nikasil</i> |
| STIHL <i>motosega</i> rif. orig. 1122 020 1211 modello MS650, MS660 Ø mm 54 | cod. Saba 1943-37842  <i>Nikasil</i> | STIHL <i>motosega</i> rif. orig. 1122 020 1209 modello 066, MS660 Ø mm 54 | cod. Saba 3043-48211  <i>Nikasil</i> |



STIHL cod. Saba **907.00.70**

motosega
rif. orig. 1106 020 1202
modello 070, 090,
MS720
Ø mm **58**

STIHL cod. Saba **3043-48232**

motosega
rif. orig. 1106 020 1211
modello 090, 090AV
Ø mm **66**

STIHL cod. Saba **3043-48222**

decespugliatore
rif. orig. 4137 020 1202
modello FH75, FR85,
FS75/80/85
Ø mm **34**

Cromato

STIHL cod. Saba **3043-48225**

decespugliatore
rif. orig. 4140 020 1202,
4140 020 1200
modello FS 38, FS 45,
FS 46, FS 55
Ø mm **34**

STIHL cod. Saba **3043-48712**

decespugliatore
rif. orig. 4134 020 1213
modello FS120
Ø mm **35**

Cromato

STIHL cod. Saba **1943-20123**

decespugliatore
rif. orig. 4119 020 1203
modello FS160
Ø mm **35**

Nikasil

STIHL cod. Saba **3043-48713**

decespugliatore
rif. orig. 4134 020 1212
modello FS200
Ø mm **38**

Nikasil

STIHL cod. Saba **907.00.77**

decespugliatore
rif. orig. 4134 020 1212
modello FS200
Ø mm **38**

STIHL cod. Saba **1943-20122**

decespugliatore
rif. orig. 4119 020 1204,
4119 020 1200
modello FS220
Ø mm **38**

STIHL cod. Saba **1943-37810**

decespugliatore
rif. orig. 4119 020 1207
modello FS280, FS290
Ø mm **40**

Nikasil

STIHL cod. Saba **3043-48226**

decespugliatore
rif. orig. 4128 020 1211
modello FS350, FS400,
FS450, FS480,
FR350, FR450,
FR480
Ø mm **42**

Nikasil

STIHL cod. Saba **3043-48227**

decespugliatore
rif. orig. 4128 020 1202
modello FS480, FR480
Ø mm **44**

Nikasil



| | | | |
|----------------------------------------------------------------------------------------------------------------------------------------------------------------------------|--------------------------------------------------------------------------------------------------------------------------------------|------------------------------------------------------------------------------------------------------------------------|----------------------------------------------------------------------------------------------------------------------------------------|
| STIHL <i>decespugliatore</i> rif. orig. 4203 020 1201, BR400 modello BR320, BR380, BR400, BR420, BR420C, SR320, SR400, SR420 Ø mm 46 | cod. Saba 3043-68107  <i>Cromato</i> | STIHL <i>decespugliatore</i> rif. orig. 4116 020 1215 modello FS420, FS500, FS550 Ø mm 46 | cod. Saba 1943-37832  <i>Nikasil</i> |
| STIHL <i>troncatore</i> rif. orig. 4201 020 1200 modello TS350, TS360 Ø mm 49 | cod. Saba 3043-48725  | STIHL <i>troncatore</i> rif. orig. 4223 020 1200 modello TS400 Ø mm 49 | cod. Saba 3443-57277  <i>Nikasil</i> |
| STIHL <i>troncatore</i> rif. orig. 4238 020 1202 modello TS410, TS420 Ø mm 50 | cod. Saba 3043-48707  <i>Nikasil</i> | STIHL <i>troncatore</i> rif. orig. 4224 020 1202 modello TS700, TS800 Ø mm 56 | cod. Saba 3043-48715  <i>Nikasil</i> |
| STIHL <i>troncatore</i> rif. orig. 1111 020 1206 modello TS760 Ø mm 58 | cod. Saba 3043-48212  <i>Cromato</i> | TANAKA <i>decespugliatore</i> rif. orig. 1R170358 modello 328 Ø mm 36 | cod. Saba 907.00.82  |
| WACKER <i>troncatore</i> rif. orig. 325130032, 325130033 modello BTS930 Ø mm 47 | cod. Saba 7243-72138  <i>Nikasil</i> | WACKER <i>troncatore</i> rif. orig. 0202780 modello BTS1030, BTS1035 Ø mm 50 | cod. Saba 3043-48701  <i>Cromato</i> |
| ZENOAH <i>motosega</i> rif. orig. - modello SL3800, SL4100, G3800 Ø mm 40 | cod. Saba 1943-50400  | ZENOAH <i>motosega</i> rif. orig. - modello SL5800, SL5500, G5200 Ø mm 45 | cod. Saba 1943-50402  |




| | | | |
|------------------------------------------------------------------------------------------------------------------------------------------------------------------------|-----------------------------------------------------------------------------------------------------------------------|--------------------------------------------------------------------------------------------------------------------------------------------|------------------------------------------------------------------------------------------------------------------------|
| <p>ZENOAH</p> <p><i>motosega</i></p> <p>rif. orig. - modello G6200, G621AVS</p> <p>Ø mm 47,5</p> | <p>cod. Saba 1943-50404</p>  | <p>ZENOAH</p> <p><i>decespugliatore</i></p> <p>rif. orig. 5910-12110 modello G26L, BC2610</p> <p>Ø mm 34</p> | <p>cod. Saba 1943-50406</p>  |
| <p>ZENOAH</p> <p><i>decespugliatore</i></p> <p>rif. orig. 1650-12112 modello G3K</p> <p>Ø mm 36</p> | <p>cod. Saba 1943-50408</p>  | <p>ZENOAH</p> <p><i>decespugliatore</i></p> <p>rif. orig. - modello B4500, BK4300, G43L, G45L</p> <p>Ø mm 40</p> | <p>cod. Saba 1943-50412</p>  |
| <p>ZENOAH</p> <p><i>decespugliatore</i></p> <p>rif. orig. 4500-12110 modello BK3400, G4K, G45L</p> <p>Ø mm 40</p> <p>note spinotto 10 mm</p> | <p>cod. Saba 1943-50410</p>  | | |

VALVOLE DI DECOMPRESSIONE















| | | | |
|-------------------------------------------------------------------------------------|------------------------------------------------------------------------------------------------------------------------|--------------------------------------------------------------------------------------------------------------------------------------------------------|--------------------------------------------------------------------------------------------------------------------------|
| <p>DOLMAR</p> <p>rif. orig. 001 131 150 modello 64xx, 73xx, 81xx</p> | <p>cod. Saba 7243-72114</p>  | <p>HUSQVARNA</p> <p>rif. orig. 503 66 56-00 modello K650, K700 ACTIVE I, K700 ACTIVE II, K750, K950, K700 ACTIVE III, K1250</p> | <p>cod. Saba 7243-72114</p>  |
| <p>HUSQVARNA</p> <p>rif. orig. 503 71 53-01 modello CORTO</p> | <p>cod. Saba 3043-35163</p>  | <p>STIHL</p> <p>rif. orig. 4223 020 9400 modello TS400, TS700, TS800</p> | <p>cod. Saba 7243-72114</p>  |
| <p>STIHL</p> <p>rif. orig. 1128 020 9400 modello CORTO</p> | <p>cod. Saba 3043-35162</p>  | <p>WACKER</p> <p>rif. orig. 0104064 modello 930, 935, 1030, 1035</p> | <p>cod. Saba 7243-72114</p>  |

KIT TAPPO + PRIGIONIERI











| | |
|--------------------------------------------------------------------------|--------------------------------------------------------------------------------------------------------------------------|
| <p>STIHL</p> <p>rif. orig. 1122 025 2200 modello SERIE MS</p> | <p>cod. Saba 3043-48208SP</p>  |
|--------------------------------------------------------------------------|--------------------------------------------------------------------------------------------------------------------------|




PISTONI COMPLETI

| | | | |
|-----------------------------------------------------------------------------------------------------------------------------------------------------------|--------------------------------------------------------------------------------------------------------------------|-----------------------------------------------------------------------------------------------------------------------------------------------------------|----------------------------------------------------------------------------------------------------------------------|
| ALPINA <i>motosega</i> rif. orig. - modello 360, 370 Ø mm 37 | cod. Saba 5243-01012  | ALPINA <i>motosega</i> rif. orig. 3L8541360/1, 3L8541361/1, 3L8541360, 3L8541361 modello 360P, 361CP, 370P Ø mm 39 | cod. Saba 5243-01014  |
| ALPINA <i>motosega</i> rif. orig. 183590006/0 modello 400 SP Ø mm 40 | cod. Saba 5243-01016  | ALPINA <i>motosega</i> rif. orig. 8540860 modello 450-18, 460 P Ø mm 42 | cod. Saba 5243-01018  |
| ALPINA <i>motosega</i> rif. orig. 118804247/0, 8540960 modello 52 AC, 500 P, 510 SP, 522 CP Ø mm 45 | cod. Saba 5243-01000  | ALPINA <i>decespugliatore</i> rif. orig. 6995287 modello VIP 42 Ø mm 40 | cod. Saba 4243-36002  |
| ASIA IMPORT <i>motosega</i> rif. orig. - modello 41 cc Ø mm 39,2 | cod. Saba 1943-36136  | ASIA IMPORT <i>motosega</i> rif. orig. - modello 46 cc Ø mm 43,2 | cod. Saba 1943-36140  |
| ASIA IMPORT <i>motosega</i> rif. orig. - modello 54 cc Ø mm 45,2 | cod. Saba 1943-36148  | ASIA IMPORT <i>motosega</i> rif. orig. - modello 62 cc Ø mm 47,5 | cod. Saba 1943-36152  |
| ASIA IMPORT <i>decespugliatore</i> rif. orig. - modello 4500-ALKO, EINHELL, GRIZZLY, TALON, HURRICANE, KING CRAFT Ø mm 43 | cod. Saba 1943-36143  | ASIA IMPORT <i>decespugliatore</i> rif. orig. - modello 5200-ALKO, EINHELL, GRIZZLY, TALON, HURRICANE, KING CRAFT Ø mm 45 | cod. Saba 1943-36145  |
| ATLAS COPCO <i>demolitore</i> rif. orig. 9234001420 modello COBRA Ø mm 50 | cod. Saba 7243-74601  | BRIGGS & STRATTON <i>motore</i> rif. orig. 391289, 393664, 394958 modello 251000, 252000, 280700 Ø mm 88,05 | cod. Saba 0143-06727  |



| | | | |
|-------------------------------------------------------------------------------------------------------------------------------------------------------------------------------------------------------------------------------------|-------------------------------------------------------------------------------------------------------------------------------------------------------------------|---------------------------------------------------------------------------------------------------------------------------------------------------------------------------------------------------------------------------------------------------------------|-----------------------------------------------------------------------------------------------------------------------------------------------------------------------|
| <p>DOLMAR</p> <p><i>motosega</i></p> <p>rif. orig. 021 132 110 modello PS33 > SERIE 43599, PS330, PS340, PS341, PS342, PS344 Ø mm 37</p> | <p>cod. Saba 5243-30137</p>  | <p>DOLMAR</p> <p><i>motosega/troncatore</i></p> <p>rif. orig. 032 132 010 modello 109, DPC6200, DPC6400 Ø segmenti 1,5 Ø mm 40</p> | <p>cod. Saba 3043-50387</p>  |
| <p>DOLMAR</p> <p><i>motosega</i></p> <p>rif. orig. 028 132 110 modello PS39, PS400, PS401, PS410, PS411 Ø mm 40</p> | <p>cod. Saba 5243-30400</p>  | <p>DOLMAR</p> <p><i>motosega</i></p> <p>rif. orig. 020 132 111, 027 132 050 modello 111, 115, PS52 Ø mm 44</p> | <p>cod. Saba 5243-30138</p>  |
| <p>DOLMAR</p> <p><i>motosega</i></p> <p>rif. orig. 020 132 111, 027 132 050 modello 111, PS52 Ø mm 44</p> | <p>cod. Saba 4243-36411</p>  <p style="text-align: right;"><i>Aip</i></p> | <p>DOLMAR</p> <p><i>motosega</i></p> <p>rif. orig. 027 132 050 modello 115 Ø mm 44</p> | <p>cod. Saba 3043-50415</p>  |
| <p>DOLMAR</p> <p><i>motosega</i></p> <p>rif. orig. 114 132 000 modello 112, 114 Ø mm 45</p> | <p>cod. Saba 3043-11245</p>  | <p>DOLMAR</p> <p><i>motosega</i></p> <p>rif. orig. 122 132 100 modello 123, 309 Ø segmenti 1,5 Ø mm 47</p> | <p>cod. Saba 3043-12347</p>  |
| <p>DOLMAR</p> <p><i>troncatore</i></p> <p>rif. orig. 325 132 031, 325 132 032 modello PC6412S, PC6414S, PC6430, PC6435, PS6400 Ø mm 47</p> | <p>cod. Saba 3043-50620</p>  | <p>DOLMAR</p> <p><i>motosega</i></p> <p>rif. orig. 121 13 20-00 modello 120 Ø mm 49</p> | <p>cod. Saba 3043-50273</p>  |
| <p>DOLMAR</p> <p><i>troncatore</i></p> <p>rif. orig. 394 132 011 modello PS7300, PC7312, PC7314, PC7330, PC7335 Ø mm 50</p> | <p>cod. Saba 3043-50621</p>  | <p>DOLMAR</p> <p><i>motosega/troncatore</i></p> <p>rif. orig. 038 132 000 modello PS7900, DCS7901, DPC8112, PC8116, PC8114 Ø segmenti 1,2 spinotto mm 12 Ø mm 52</p> | <p>cod. Saba 3043-56401</p>  |
| <p>EMAK</p> <p><i>motosega</i></p> <p>rif. orig. 050.110.066 modello 137, 937 Ø mm 38</p> | <p>cod. Saba 5243-40130</p>  | <p>EMAK</p> <p><i>motosega</i></p> <p>rif. orig. 050.052.132A modello 936 Ø mm 38</p> | <p>cod. Saba 5243-40132</p>  <p style="text-align: right;"><i>Aip</i></p> |




| | | | |
|-------------------------------------------------------------------------------------------------------------|----------------------------------------------------------------------------------------------------------------------------------|----------------------------------------------------------------------------------------------------------------------------------------------------------------|------------------------------------------------------------------------------------------------------------------------------------|
| EMAK <i>motosega</i> rif. orig. 050.060.027 A modello 140, 940 Ø mm 40 | cod. Saba 5243-40136  <i>Aip</i> | EMAK <i>motosega</i> rif. orig. 094.100.051, 094.200.009 modello 941, 942 Ø mm 42 | cod. Saba 4243-36303  <i>Aip</i> |
| EMAK <i>motosega</i> rif. orig. 050.072.032 modello 947 Ø mm 42 | cod. Saba 4243-36360  <i>Aip</i> | EMAK <i>motosega</i> rif. orig. 095.100.009 modello 151, 951 Ø segmenti 1,5 Ø mm 46 | cod. Saba 4243-36197  <i>Aip</i> |
| EMAK <i>motosega</i> rif. orig. 035.500.129 modello 350 Ø mm 46 | cod. Saba 4243-36602  <i>Aip</i> | EMAK <i>motosega</i> rif. orig. 050.022.005 050.092.013 A modello 961, 962 Ø mm 48 | cod. Saba 5243-40140  <i>Aip</i> |
| EMAK <i>decespugliatore</i> rif. orig. 006.112.036 modello 753T, 755, 952 Ø mm 45 | cod. Saba 4243-36226  <i>Aip</i> | EMAK <i>decespugliatore</i> rif. orig. 061.070.090, 061.070.107 modello 725, 8250, SPARTA 25, SPARTA 26, SPARTA 250 Ø mm 34 | cod. Saba 5243-40105  <i>Aip</i> |
| EMAK <i>decespugliatore</i> rif. orig. 004.196.067A modello 735, 8350 Ø mm 38 | cod. Saba 5243-40113  <i>Aip</i> | EMAK <i>decespugliatore</i> rif. orig. 074.000.154 modello 941C, SPARTA 42 Ø mm 40 | cod. Saba 4243-36611  <i>Aip</i> |
| EMAK <i>decespugliatore</i> rif. orig. 061.122.015 modello 446, 746 Ø mm 42 | cod. Saba 4243-36257  <i>Aip</i> | EMAK <i>decespugliatore</i> rif. orig. 4.191.212 modello 460, 750, 8460, 8510 Ø segmenti 1,5 Ø mm 44 | cod. Saba 5243-40121  <i>Aip</i> |
| EMAK <i>decespugliatore</i> rif. orig. 006.112.036 modello 744, 753, 755 Ø mm 45 | cod. Saba 3043-50709  | HOMELITE <i>motosega</i> rif. orig. 290307 modello CSP4518, CSP4520 Ø mm 43 | cod. Saba 5243-30189  |



| | |
|------------------------------------------------------------------------------------------------------------------------------------------------------------------------------------------------------------------------------------------------------|------------------------------------------------------------------------------------------------------------------------------------------------------------------------------------------------------------------------------------------------------------------------------------------------------------|
| <p>HONDA cod. Saba 3043-50455</p> <p><i>decespugliatore</i> rif. orig. 13101-Z0Z-000 modello GX35 spinotto mm 1,5 Ø mm 39</p>  | <p>HONDA cod. Saba 3043-04971</p> <p><i>motore</i> rif. orig. 13101-ZC0-000 modello G100 SERIE 3 Ø mm 52</p>  |
| <p>HONDA cod. Saba 8243-50709</p> <p><i>motore</i> rif. orig. 13101-Z0D-000 modello GX 100 note senza anelli Ø mm 56</p>  | <p>HONDA cod. Saba 3043-50622</p> <p><i>motore</i> rif. orig. 13101-ZE6-023 modello GXV120 Ø mm 60</p>  |
| <p>HONDA cod. Saba 3043-05051</p> <p><i>motore</i> rif. orig. 13101-ZE1-000 modello GX140 Ø mm 64</p>  | <p>HONDA cod. Saba 3043-05052</p> <p><i>motore</i> rif. orig. 13101-ZH8-000 modello GX160 Ø mm 68</p>  |
| <p>HONDA cod. Saba 3043-50440</p> <p><i>motore</i> rif. orig. 13101-ZL0-010 modello GX200 Ø mm 68</p>  | <p>HONDA cod. Saba 6243-16800</p> <p><i>motore</i> rif. orig. 13101-Z1T-000 modello GXV160 Ø mm 68</p>  |
| <p>HONDA cod. Saba 3043-05055</p> <p><i>motore</i> rif. orig. 13101-ZF6-000 modello GX390 Ø mm 88</p>  | <p>HUSQVARNA cod. Saba 4243-36328</p> <p><i>motosega</i> rif. orig. 545 08 18-93 modello 235, 237 Ø segmenti 1,5 Ø mm 37</p>  |
| <p>HUSQVARNA cod. Saba 3043-50399</p> <p><i>motosega</i> rif. orig. 503 06 93-17 modello 136, 137, 36 Ø mm 38</p>  | <p>HUSQVARNA cod. Saba 4243-36329</p> <p><i>motosega</i> rif. orig. 545 81 89-40 modello 240 Ø mm 38</p>  <p style="text-align: right;"><i>Aip</i></p> |
| <p>HUSQVARNA cod. Saba 5243-30335</p> <p><i>motosega</i> rif. orig. 503 79 24-01 modello 335 Ø segmenti 1,5 Ø mm 38</p>  | <p>HUSQVARNA cod. Saba 4243-36263</p> <p><i>motosega</i> rif. orig. 530 06 94-54 modello 040, 041, 2041 Ø segmenti 1,5 Ø mm 40</p>  <p style="text-align: right;"><i>Aip</i></p> |



| | | | |
|----------------------------------------------------------------------------------------------------------------------------------------|----------------------------------------------------------------------------------------------------------------------------------|-------------------------------------------------------------------------------------------------------------------------------------|------------------------------------------------------------------------------------------------------------------------------------|
| HUSQVARNA <i>motosega</i> rif. orig. 530 06 94-54 modello 040, 041, 2041 Ø segmenti 1,5 Ø mm 40 | cod. Saba 3043-50274  | HUSQVARNA <i>motosega</i> rif. orig. 530 06 94-54 modello 141 Ø mm 40 | cod. Saba 3043-50615  |
| HUSQVARNA <i>motosega</i> rif. orig. 503 87 01-71 modello 340 Ø mm 40 | cod. Saba 3043-50385  | HUSQVARNA <i>motosega</i> rif. orig. 530 87 01-71 modello 340 Ø segmenti 1,5 spinotto mm 10 Ø mm 40 | cod. Saba 4243-36305  <i>Aip</i> |
| HUSQVARNA <i>motosega</i> rif. orig. 502 62 50-02 modello 135, 140, 435, 440 Ø segmenti 1,5 Ø mm 41 | cod. Saba 3043-49121  | HUSQVARNA <i>motosega</i> rif. orig. 503 44 10-01 modello 45 Ø segmenti 1,5 spinotto mm 10 Ø mm 42 | cod. Saba 4243-36391  <i>Aip</i> |
| HUSQVARNA <i>motosega</i> rif. orig. 503 51 33-01 modello 242XP Ø mm 42 | cod. Saba 3043-50398  | HUSQVARNA <i>motosega</i> rif. orig. 503 90 73-71 modello 345 Ø mm 42 | cod. Saba 4243-36283  <i>Aip</i> |
| HUSQVARNA <i>motosega/decespugliatore</i> rif. orig. 503 40 10-02 modello 45, 245R Ø segmenti 1,5 Ø mm 42 | cod. Saba 3043-50390  | HUSQVARNA <i>motosega</i> rif. orig. 203 90 73-71 modello 345, 346 Ø mm 42 | cod. Saba 3043-50346  |
| HUSQVARNA <i>motosega</i> rif. orig. 544 08 84-03 modello 445 Ø mm 42 | cod. Saba 5243-30371  <i>Aip</i> | HUSQVARNA <i>motosega</i> rif. orig. 577 04 70-02 modello 545, 550 Ø mm 43 | cod. Saba 5243-30359  |
| HUSQVARNA <i>motosega</i> rif. orig. 503 73 02-71 modello 246 Ø mm 44 | cod. Saba 5243-24644  | HUSQVARNA <i>motosega</i> rif. orig. 503 89 96-01 modello 346XP, 350 Ø mm 44 | cod. Saba 3043-50403  |



| | | | |
|---------------------------------------------------------------------------------------------------------------------------------------------------|------------------------------------------------------------------------------------------------------------------------------------------|------------------------------------------------------------------------------------------------------------------|--------------------------------------------------------------------------------------------------------------------------------------------|
| <p>HUSQVARNA</p> <p><i>motosega</i></p> <p>rif. orig. 503 89 96-71 modello 350 Ø mm 44</p> | <p>cod. Saba 4243-36306</p>  <p><i>Aip</i></p> | <p>HUSQVARNA</p> <p><i>motosega</i></p> <p>rif. orig. 544 08 89-03 modello 450 Ø mm 44</p> | <p>cod. Saba 5243-24648</p>  |
| <p>HUSQVARNA</p> <p><i>motosega</i></p> <p>rif. orig. 505 34 13-07, 503 50 44-02 modello 50, 50 RANCHER Ø mm 44</p> | <p>cod. Saba 5243-34646</p>  | <p>HUSQVARNA</p> <p><i>motosega</i></p> <p>rif. orig. 530 50 44-02 modello 51 Ø mm 45</p> | <p>cod. Saba 4243-36219</p>  <p><i>Aip</i></p> |
| <p>HUSQVARNA</p> <p><i>motosega</i></p> <p>rif. orig. 503 68 17-30 modello 55 Ø mm 45</p> | <p>cod. Saba 5243-30353</p>  | <p>HUSQVARNA</p> <p><i>motosega</i></p> <p>rif. orig. 304 35 02-63 modello 254 Ø mm 45</p> | <p>cod. Saba 3043-50263</p>  |
| <p>HUSQVARNA</p> <p><i>motosega</i></p> <p>rif. orig. 503 50 37-01 modello 254 Ø mm 45</p> | <p>cod. Saba 4243-36320</p>  <p><i>Aip</i></p> | <p>HUSQVARNA</p> <p><i>motosega</i></p> <p>rif. orig. 537 22 36-02 modello 55 Ø mm 46</p> | <p>cod. Saba 4243-36264</p>  <p><i>Aip</i></p> |
| <p>HUSQVARNA</p> <p><i>motosega</i></p> <p>rif. orig. 537 22 36-02 modello 353 Ø mm 46</p> | <p>cod. Saba 3043-50276</p>  | <p>HUSQVARNA</p> <p><i>motosega</i></p> <p>rif. orig. 537 21 96-02 modello 357 Ø mm 46</p> | <p>cod. Saba 5243-10357</p>  |
| <p>HUSQVARNA</p> <p><i>motosega</i></p> <p>rif. orig. 505 21 55-02 modello 555, 560, 562 Ø mm 46</p> | <p>cod. Saba 5243-10356</p>  | <p>HUSQVARNA</p> <p><i>motosega</i></p> <p>rif. orig. 537 15 72-02 modello 359 Ø mm 47</p> | <p>cod. Saba 3043-50456</p>  |
| <p>HUSQVARNA</p> <p><i>motosega</i></p> <p>rif. orig. 537 15 72-02 modello 359 Ø mm 47</p> | <p>cod. Saba 4243-36778</p>  <p><i>Aip</i></p> | <p>HUSQVARNA</p> <p><i>motosega</i></p> <p>rif. orig. 537 29 30-02 modello 455 Ø mm 47</p> | <p>cod. Saba 4243-36777</p>  <p><i>Aip</i></p> |












| | | | |
|-------------------------------------------------------------------------------------------------------------------------------------------|--------------------------------------------------------------------------------------------------------------------|------------------------------------------------------------------------------------------------------------------------------------------|----------------------------------------------------------------------------------------------------------------------------------|
| HUSQVARNA <i>motosega</i> rif. orig. 503 53 90-02 modello 61 Ø mm 48 | cod. Saba 3043-50262  | HUSQVARNA <i>motosega</i> rif. orig. 503 53 11-71 modello 262, 262XP Ø segmenti 1,5 Ø mm 48 | cod. Saba 3043-50391  |
| HUSQVARNA <i>motosega</i> rif. orig. 503 69 13-71 modello 365 Ø mm 48 | cod. Saba 3043-50420  | HUSQVARNA <i>motosega</i> rif. orig. 503 69 13-71 modello 365 Ø mm 48 | cod. Saba 4243-36267  <i>Aip</i> |
| HUSQVARNA <i>motosega</i> rif. orig. 537 25 47-02 modello 570 Ø segmenti 1,5 Ø mm 49 | cod. Saba 3043-50609  | HUSQVARNA <i>motosega</i> rif. orig. 503 61 10-71 modello 266, 268, 372 Ø segmenti 1,5 Ø mm 50 | cod. Saba 4243-36189  <i>Aip</i> |
| HUSQVARNA <i>motosega</i> rif. orig. 501 65 88-03 modello 266, 268 Ø mm 50 | cod. Saba 3043-50258  | HUSQVARNA <i>motosega</i> rif. orig. 577 20 77-02, 510 44 39-02 modello 365 XP, 372 XP Ø mm 50 | cod. Saba 5243-30635  |
| HUSQVARNA <i>motosega</i> rif. orig. 503 69 12-71 modello 371 Ø segmenti 1,5 Ø mm 50 | cod. Saba 3043-50400  | HUSQVARNA <i>motosega</i> rif. orig. 503 69 12-71 modello 372 Ø segmenti 1,2 Ø mm 50 | cod. Saba 3043-50450  |
| HUSQVARNA <i>motosega</i> rif. orig. 537 32 85-02 modello 575XP Ø mm 51 | cod. Saba 3043-50608  | HUSQVARNA <i>motosega</i> rif. orig. 503 60 98-03 modello 272 Ø segmenti 1,5 Ø mm 52 | cod. Saba 3043-50388  |
| HUSQVARNA <i>motosega</i> rif. orig. 503 60 98-03 modello 272, 2040 Ø segmenti 1,5 spinotto mm 12 Ø mm 52 | cod. Saba 4243-36195  | HUSQVARNA <i>motosega</i> rif. orig. 503 50 27-02 modello 181, 281 Ø segmenti 1,5 spinotto mm 13 Ø mm 52 | cod. Saba 4243-36188  |

















| | | | |
|---------------------------------------------------------------------------------------------------------------------------------------------|--------------------------------------------------------------------------------------------------------------------|----------------------------------------------------------------------------------------------------------------------------------------------------------------------------|-------------------------------------------------------------------------------------------------------------------------------------|
| HUSQVARNA <i>motosega</i> rif. orig. 503 60 98-03 modello 372 segmento 1,2 Ø mm 52 | cod. Saba 3043-50451  | HUSQVARNA <i>motosega</i> rif. orig. 503 50 60-02 modello 288 Ø mm 54 | cod. Saba 3043-50257  |
| HUSQVARNA <i>motosega</i> rif. orig. 537 16 98-71, 503 50 60-02 modello 385 Ø mm 54 | cod. Saba 5243-10400  | HUSQVARNA <i>motosega</i> rif. orig. 537 42 02-02 modello 390 Ø mm 55 | cod. Saba 5243-30330  |
| HUSQVARNA <i>decespugliatore</i> rif. orig. 585 99 83-02, 537 31 28-02 modello 333 R, 335 R, 535 RX Ø mm 38 | cod. Saba 3043-50401  | HUSQVARNA <i>decespugliatore</i> rif. orig. 537 15 94-02, 503 90 73-71, 544 09 30-02 modello 340, 343 FR, 345 RX, 346 XP, 350, 353 Ø mm 42 | cod. Saba 4243-36393  <i>Meteor</i> |
| HUSQVARNA <i>troncatore</i> rif. orig. 506 37 24-01 modello K750 Ø segmenti 1,2 Ø mm 51 | cod. Saba 3043-50614  | KAWASAKI <i>decespugliatore</i> rif. orig. 13001-2145 modello TH23 Ø mm 32 | cod. Saba 3043-50805  |
| KAWASAKI <i>decespugliatore</i> rif. orig. 13001-1240 modello TH43 Ø mm 41,5 | cod. Saba 3043-50418  | KAWASAKI <i>decespugliatore</i> rif. orig. 13001-2166 modello TJ45E Ø mm 42,5 | cod. Saba 3043-50800  |
| KAWASAKI <i>decespugliatore</i> rif. orig. 11005-2123 modello TH48 Ø mm 44 | cod. Saba 3043-50419  | KAWASAKI <i>decespugliatore</i> rif. orig. 13001-2197 modello TJ53E Ø mm 44 | cod. Saba 3043-50801  |
| MAKITA <i>troncatore</i> rif. orig. 325 132 031, 325 132 032 modello DPC6400, DPC6401 Ø mm 47 | cod. Saba 3043-50620  | MAKITA <i>troncatore</i> rif. orig. 394 132 011 modello DPC7300, DPC7301, DPC7310, DPC7311, DCS7301 Ø mm 50 | cod. Saba 3043-50621  |

















| | | | |
|-------------------------------------------------------------------------------------------------------------------------------------|----------------------------------------------------------------------------------------------------------------------------------|-----------------------------------------------------------------------------------------------------------------------------------|----------------------------------------------------------------------------------------------------------------------------------|
| PARTNER <i>troncatore</i> rif. orig. 506099001 modello K650 Ø mm 50 | cod. Saba 3043-50434  | ROBIN <i>motore</i> rif. orig. 106-23401-11 modello BT60, EC10 Ø segmenti 1,76 Ø mm 50 | cod. Saba 3043-50198  |
| ROBIN <i>motore</i> rif. orig. 268-23401-02 modello eh12 note pistone nudo Ø mm 60 | cod. Saba 3043-50442  | SHINDAIWA <i>decespugliatore</i> rif. orig. 20010-41110 modello C35 Ø mm 36 | cod. Saba 4243-36296  <i>Aip</i> |
| SHINDAIWA <i>decespugliatore</i> rif. orig. 70210-41110 modello B45 Ø mm 40 | cod. Saba 4243-36297  <i>Aip</i> | STIHL <i>motosega</i> rif. orig. 4130 030 2000 modello 36 Ø mm 35 | cod. Saba 3043-50713  |
| STIHL <i>motosega</i> rif. orig. 1120 030 3009 modello 09 - 010 Ø segmenti 1,76 Ø mm 36 | cod. Saba 3043-30300  <i>Aip</i> | STIHL <i>motosega</i> rif. orig. 1130 030 2000, 1130 030 2014 modello 017, MS170 Ø mm 37 | cod. Saba 3043-50435  |
| STIHL <i>motosega</i> rif. orig. 1130 030 2014, 1130 030 2000 modello 017, MS170 Ø mm 37 | cod. Saba 4243-36269  <i>Aip</i> | STIHL <i>motosega</i> rif. orig. 1139 030 2003 modello MS171 Ø mm 37 | cod. Saba 5243-30171  |
| STIHL <i>motosega</i> rif. orig. 1137 030 2002 modello MS192T Ø mm 37 | cod. Saba 5243-30192  | STIHL <i>motosega</i> rif. orig. 1130 030 2003 modello 018 Ø spin. mm 8 Ø mm 38 | cod. Saba 3043-50436  |
| STIHL <i>motosega</i> rif. orig. 1130 030 2003 modello 018, 180 Ø spin. mm 8 Ø segmenti 1,2 Ø mm 38 | cod. Saba 4243-36266  <i>Aip</i> | STIHL <i>motosega</i> rif. orig. 1130 030 2004 modello MS180 Ø spin. mm 10 Ø segmenti 1,2 Ø mm 38 | cod. Saba 3043-50443  |



| | | | |
|-----------------------------------------------------------------------------------------------------------------------------------------------------------------------------|--------------------------------------------------------------------------------------------------------------------------------------------|----------------------------------------------------------------------------------------------------------------------------------------------------------------------------------------------------------|-----------------------------------------------------------------------------------------------------------------------------------------------|
| <p>STIHL</p> <p><i>motosega</i></p> <p>rif. orig. 1139 090 2002 modello MS180 Ø segmenti 1,5 Ø mm 38</p> | <p>cod. Saba 4243-36265</p>  <p><i>Aip</i></p> | <p>STIHL</p> <p><i>motosega</i></p> <p>rif. orig. 1139 030 2002 modello MS181 Ø segmenti 1,5 Ø mm 38</p> | <p>cod. Saba 5243-30181</p>  |
| <p>STIHL</p> <p><i>motosega</i></p> <p>rif. orig. 1132 030 2000 modello 019, 019T, MS190T Ø mm 40</p> | <p>cod. Saba 3043-50721</p>  | <p>STIHL</p> <p><i>motosega</i></p> <p>rif. orig. 1132 030 2000 modello 019, MS190 Ø mm 40</p> | <p>cod. Saba 3043-50473</p>  |
| <p>STIHL</p> <p><i>motosega</i></p> <p>rif. orig. 1114 030 2010 modello 020 Ø mm 40</p> | <p>cod. Saba 3043-50445</p>  | <p>STIHL</p> <p><i>motosega</i></p> <p>rif. orig. 1129 030 2002 modello 020 NEW, MS200, MS200T Ø mm 40</p> | <p>cod. Saba 3043-50238</p>  |
| <p>STIHL</p> <p><i>motosega</i></p> <p>rif. orig. 1123 030 2019 modello 021, 023 Ø mm 40</p> | <p>cod. Saba 4243-36220</p>  <p><i>Aip</i></p> | <p>STIHL</p> <p><i>motosega</i></p> <p>rif. orig. 1123 030 2003 modello 021, 023, MS210, MS230 Ø mm 40</p> | <p>cod. Saba 3043-50437</p>  |
| <p>STIHL</p> <p><i>motosega</i></p> <p>rif. orig. 1139 020 1202 modello MS211 Ø mm 40</p> | <p>cod. Saba 3043-50482</p>  | <p>STIHL</p> <p><i>motosega</i></p> <p>rif. orig. 1143 030 2005, 1143 030 2013 modello 231 Ø mm 41,5</p> | <p>cod. Saba 5243-30094</p>  <p><i>Meteor</i></p> |
| <p>STIHL</p> <p><i>motosega</i></p> <p>rif. orig. 1121 030 2000 modello 024 Ø mm 42</p> | <p>cod. Saba 3043-50394</p>  | <p>STIHL</p> <p><i>motosega</i></p> <p>rif. orig. 1123 030 2002 modello 025, MS250, Ø mm 42</p> | <p>cod. Saba 3043-50382</p>  |
| <p>STIHL</p> <p><i>motosega</i></p> <p>rif. orig. 1145 030 2001 modello MS201, MS201T Ø segmenti 1,2 Ø mm 40</p> | <p>cod. Saba 3043-50201</p>  <p><i>Hyway</i></p> | <p>STIHL</p> <p><i>motosega</i></p> <p>rif. orig. 1123 030 2011, 1123 030 2016 modello MS250, 025 Ø spin. mm 1,2 Ø mm 42,5</p> | <p>cod. Saba 3043-50462</p>  |



| | | | |
|---------------------------------------------------------------------------------------------------------------------------------|----------------------------------------------------------------------------------------------------------------------------------|---------------------------------------------------------------------------------------------------------------------------------|------------------------------------------------------------------------------------------------------------------------------------|
| STIHL <i>motosega</i> rif. orig. 1121 030 2001 modello 026, MS260 Ø mm 44 | cod. Saba 3043-50397  | STIHL <i>motosega</i> rif. orig. 1121 030 2001 modello 026, MS260 Ø mm 44 | cod. Saba 4243-36326  <i>Aip</i> |
| STIHL <i>motosega</i> rif. orig. 1110 030 2000 modello 041 Ø mm 44 | cod. Saba 3043-50237  | STIHL <i>motosega</i> rif. orig. 1143 030 2007 modello 251 Ø mm 44 | cod. Saba 5243-30482  |
| STIHL <i>motosega</i> rif. orig. 1121 030 2003 modello MS260 Ø mm 44,7 | cod. Saba 1943-37301  | STIHL <i>motosega</i> rif. orig. 1141 030 2012 modello MS261, MS271 Ø mm 44,7 | cod. Saba 5243-30261  |
| STIHL <i>motosega</i> rif. orig. 1127 030 2000 modello 029, MS290, SR400 Ø segmenti 1,5 Ø mm 45 | cod. Saba 4243-36177  <i>Aip</i> | STIHL <i>motosega</i> rif. orig. 1127 030 2000 modello 029 Ø mm 45 | cod. Saba 3043-50383  |
| STIHL <i>motosega</i> rif. orig. 1113 030 2003 modello 030, 031, 032 Ø mm 45 | cod. Saba 3043-50386  | STIHL <i>motosega</i> rif. orig. 1118 030 2003 modello 028AV Ø mm 46 | cod. Saba 3043-50396  |
| STIHL <i>motosega</i> rif. orig. 1127 030 2003 modello 029, MS290 Ø mm 46 | cod. Saba 5243-02946  | STIHL <i>motosega</i> rif. orig. 1127 030 2003 modello 029, MS290, SR400 Ø segmenti 1,5 Ø mm 46 | cod. Saba 4243-36176  <i>Aip</i> |
| STIHL <i>motosega</i> rif. orig. 1125 030 2002 modello 034 Ø mm 46 | cod. Saba 3043-50389  | STIHL <i>motosega</i> rif. orig. 1125 030 2002 modello 034 Ø mm 46 | cod. Saba 4243-36242  <i>Aip</i> |



| | | | |
|-----------------------------------------------------------------------------------------------------------------------------------------------|----------------------------------------------------------------------------------------------------------------------------------|---------------------------------------------------------------------------------------------------------------------------------------|------------------------------------------------------------------------------------------------------------------------------------|
| STIHL motosega rif. orig. 1140 030 2002 modello MS311 Ø segmenti 1,5 Ø mm 47 | cod. Saba 5243-30311  | STIHL motosega rif. orig. 1140 030 2009 modello MS362 Ø mm 47 | cod. Saba 3043-50362  <i>Hyway</i> |
| STIHL motosega rif. orig. 1135 030 2000 modello MS361 Ø mm 47 | cod. Saba 3043-50708  | STIHL motosega rif. orig. 1125 030 2001 modello 034, 036, MS360 Ø mm 48 | cod. Saba 4243-36240  <i>Aip</i> |
| STIHL motosega rif. orig. 1125 030 2001 modello 034, 036, MS340, MS360, 34AV Ø segmenti 1,2 Ø mm 48 | cod. Saba 3043-50384  | STIHL motosega rif. orig. 4201 030 2000 modello 08S Ø mm 49 | cod. Saba 3043-50373  |
| STIHL motosega rif. orig. 1127 030 2005 modello 039, MS390 Ø mm 49 | cod. Saba 3043-50393  | STIHL motosega rif. orig. 1127 030 2005 modello 039, MS390 Ø mm 49 | cod. Saba 4243-36262  <i>Aip</i> |
| STIHL motosega rif. orig. 1117 030 2000, 1117 030 2002 modello 042 Ø mm 49 | cod. Saba 3043-50372  | STIHL motosega rif. orig. 1119 030 2001 modello 038, 038 SUPER Ø segmenti 1,5 Ø mm 50 | cod. Saba 3043-50235  |
| STIHL motosega rif. orig. 1119 030 2001 modello 038 Ø segmenti 1,5 Ø mm 50 | cod. Saba 4243-36238  <i>Aip</i> | STIHL motosega rif. orig. 1128 020 1229 modello 044, MS40 Ø spin. mm 10 Ø segmenti 1,5 Ø mm 50 | cod. Saba 4243-36239  |
| STIHL motosega rif. orig. 1128 030 2000 modello 044 Ø spin. mm 10 Ø segmenti 1,2 Ø mm 50 | cod. Saba 3043-50449  | STIHL motosega rif. orig. 1128 030 2001 modello 044 Ø spin. mm 12 Ø segmenti 1,2 Ø mm 50 | cod. Saba 3043-50239  |



| | | | |
|-------------------------------------------------------------------------------------------------------------------------------------------|----------------------------------------------------------------------------------------------------------------------------------|-------------------------------------------------------------------------------------------------------------------------------------------|---------------------------------------------------------------------------------------------------------------------------------------|
| STIHL <i>motosega</i> rif. orig. 1128 030 2000 modello 044, MS440 Ø spin. mm 12 Ø segmenti 1,5 Ø mm 50 | cod. Saba 4243-36823  <i>Aip</i> | STIHL <i>motosega</i> rif. orig. 1115 030 2000, 1115 030 2001 modello 045 Ø mm 50 | cod. Saba 4243-36824  |
| STIHL <i>motosega</i> rif. orig. 1138 030 2003 modello MS441 Ø mm 50 | cod. Saba 3043-50441  | STIHL <i>motosega</i> rif. orig. 1119 030 2002 modello 038 MAGNUM Ø mm 52 | cod. Saba 3043-50236  |
| STIHL <i>motosega</i> rif. orig. 1128 030 2009 modello 046, MS460 Ø mm 52 | cod. Saba 3043-50429  | STIHL <i>motosega</i> rif. orig. 1119 030 2002 modello 038, 038MAGNUM, MS380 Ø segmenti 1,5 Ø mm 52 | cod. Saba 4243-36184  <i>Aip</i> |
| STIHL <i>motosega</i> rif. orig. 1128 030 2009 modello 046, MS460 Ø mm 52 | cod. Saba 4243-36278  <i>Aip</i> | STIHL <i>motosega</i> rif. orig. 1122 030 2001 modello 064, MS640 Ø mm 52 | cod. Saba 5243-30098  <i>Meteor</i> |
| STIHL <i>motosega</i> rif. orig. 1122 030 2005 modello 064, 066, MS640, MS660 Ø segmenti 1,2 Ø mm 54 | cod. Saba 4243-36279  <i>Aip</i> | STIHL <i>motosega</i> rif. orig. 1122 030 2005 modello 066 Ø mm 54 | cod. Saba 3043-50246  |
| STIHL <i>motosega</i> rif. orig. 1106 030 2003 modello 070 Ø mm 58 | cod. Saba 3043-50650  | STIHL <i>motosega</i> <i>decespugliatore</i> rif. orig. 1123 030 2001 modello MS210, MS230, FS400 Ø mm 40 | cod. Saba 3043-50370  |
| STIHL <i>motosega</i> <i>decespugliatore</i> rif. orig. 4128 030 2002 modello FS480, FR480, MS270 Ø mm 44 | cod. Saba 5243-30480  | STIHL <i>decespugliatore</i> rif. orig. 4137 030 2010 modello FS85, HT75 Ø mm 34 | cod. Saba 3043-50461  |



| | | | |
|---------------------------------------------------------------------------------------------------------------------------------------------------------------------------------------------------------|----------------------------------------------------------------------------------------------------------------------------------------|-----------------------------------------------------------------------------------------------------------------------------------------------------------------------------------------------------------------|--------------------------------------------------------------------------------------------------------------------------------------------|
| <p>STIHL</p> <p><i>decespugliatore</i></p> <p>rif. orig. 4126 030 2000 modello FS86, FS88 Ø segmenti 1,5 Ø mm 34</p> | <p>cod. Saba 4243-36400</p>  <p><i>Aip</i></p> | <p>STIHL</p> <p><i>decespugliatore</i></p> <p>rif. orig. 4126 022 0501 modello FS86 Ø mm 34</p> | <p>cod. Saba 3043-50786</p>  |
| <p>STIHL</p> <p><i>decespugliatore</i></p> <p>rif. orig. 4140 030 2000 modello FS55 Ø mm 34</p> | <p>cod. Saba 5243-30055</p>  | <p>STIHL</p> <p><i>decespugliatore</i></p> <p>rif. orig. 4134 030 2011, 4119 030 2001 modello FS120, FS160, FS300 Ø mm 35</p> | <p>cod. Saba 3043-50712</p>  |
| <p>STIHL</p> <p><i>decespugliatore</i></p> <p>rif. orig. 4134 030 2011, 4119 030 2001 modello FS120, FS160, FS300 Ø mm 35</p> | <p>cod. Saba 4243-36396</p>  <p><i>Aip</i></p> | <p>STIHL</p> <p><i>decespugliatore</i></p> <p>rif. orig. 4129 030 2000 modello FS106, FS108 Ø mm 37</p> | <p>cod. Saba 4243-36398</p>  <p><i>Aip</i></p> |
| <p>STIHL</p> <p><i>decespugliatore</i></p> <p>rif. orig. 4119 030 2000 modello FS200 Ø mm 38</p> | <p>cod. Saba 3043-50446</p>  | <p>STIHL</p> <p><i>decespugliatore</i></p> <p>rif. orig. 4134 030 2003, 4119 030 2004, 4119 030 2002 modello FS250, FS280 Ø mm 40</p> | <p>cod. Saba 3043-50722</p>  |
| <p>STIHL</p> <p><i>decespugliatore</i></p> <p>rif. orig. 4128 030 2005 modello FR450, FS450 Ø segmenti 1,5 Ø mm 42</p> | <p>cod. Saba 3043-50466</p>  | <p>STIHL</p> <p><i>decespugliatore</i></p> <p>rif. orig. 4128 030 2005 modello FS450, FR450 Ø segmenti 2 Ø mm 42</p> | <p>cod. Saba 4243-36186</p>  <p><i>Aip</i></p> |
| <p>STIHL</p> <p><i>decespugliatore soffiatore</i></p> <p>rif. orig. 4203 030 2001 modello BR400, BR420, SR420, FS550 Ø mm 46</p> | <p>cod. Saba 1943-50176</p>  | <p>STIHL</p> <p><i>troncatore</i></p> <p>rif. orig. 4221 030 2000 modello TS460 Ø mm 48</p> | <p>cod. Saba 3043-50460</p>  |
| <p>STIHL</p> <p><i>troncatore</i></p> <p>rif. orig. 4223 030 2000 modello TS400 Ø mm 49</p> | <p>cod. Saba 3043-50374</p>  | <p>STIHL</p> <p><i>motosega/troncatore</i></p> <p>rif. orig. 4201 030 2000 modello 08, TS350, TS360 Ø mm 49</p> | <p>cod. Saba 4243-36196</p>  <p><i>Aip</i></p> |



| | | | |
|-----------------------------------------------------------------------------------------------------------|---------------------------------|-----------------------------------------------------------------------------------------------|-----------------------------------------------|
| STIHL <i>troncatore</i> rif. orig. 4224 030 2002 modello TS700, TS800 Ø mm 56 | cod. Saba 3043-50640 | TALON <i>decespugliatore</i> rif. orig. - modello 35 CC Ø mm 35 | cod. Saba 4243-36233 <i>Aip</i> |
| WACKER <i>troncatore</i> rif. orig. 0202783 modello BTS1030, BTS1035 Ø mm 50 | cod. Saba 3043-50621 | ZENOAH <i>motosega</i> rif. orig. 2100-41110 modello 3800 Ø mm 39 | cod. Saba 4243-36312 |
| ZENOAH <i>motosega</i> rif. orig. 2880-41110 modello G500 Ø mm 45 | cod. Saba 5243-30500 | ZENOAH <i>motosega</i> rif. orig. 2618-41112 modello G621 Ø mm 47,5 | cod. Saba 5243-30621 |

FERMI SPINOTTO

| cod. Saba | Ø interno | <input type="checkbox"/> |
|-------------------|-----------|--------------------------|
| 3043-00008 | 8 | <input type="checkbox"/> |
| 3043-00010 | 10 | <input type="checkbox"/> |
| 3043-00012 | 12 | <input type="checkbox"/> |



TAPPI BLOCCA PISTONE

- cod. Saba **3457-30105**

Ø mm 14
 note nylon



SEGMENTI MOTORI 2 TEMPI

ASIA IMPORT

| cod. Saba | tipo macchina | modello | Ø | spessore | ☒ |
|------------|-----------------|---------|---------|----------|---|
| 3042-03981 | <i>motosega</i> | 25 cc | 34 mm | 1,2 mm | ☒ |
| 3042-03990 | <i>motosega</i> | 38 cc | 39 mm | 1,2 mm | ☒ |
| 3042-03991 | <i>motosega</i> | 41 cc | 39,2 mm | 1,2 mm | ☒ |
| 3042-03996 | <i>motosega</i> | 45 cc | 43 mm | 1,2 mm | ☒ |
| 3042-03997 | <i>motosega</i> | 46 cc | 43,2 mm | 1,2 mm | ☒ |
| 3042-04000 | <i>motosega</i> | 52 cc | 45 mm | 1,2 mm | ☒ |
| 3042-04002 | <i>motosega</i> | 58 cc | 45,2 mm | 1,2 mm | ☒ |

AYP

| | | | | | |
|------------|---|---|---------|--------|---|
| 4242-33415 | - | - | 34 mm | 1,5 mm | ☒ |
| 4242-33515 | - | - | 35 mm | 1,5 mm | ☒ |
| 4242-33615 | - | - | 36 mm | 1,5 mm | ☒ |
| 4242-33712 | - | - | 37 mm | 1,2 mm | ☒ |
| 4242-33715 | - | - | 37 mm | 1,5 mm | ☒ |
| 4242-33812 | - | - | 38 mm | 1,2 mm | ☒ |
| 4242-33815 | - | - | 38 mm | 1,5 mm | ☒ |
| 4242-33915 | - | - | 39 mm | 1,5 mm | ☒ |
| 4242-34012 | - | - | 40 mm | 1,2 mm | ☒ |
| 4242-34015 | - | - | 40 mm | 1,5 mm | ☒ |
| 4242-34115 | - | - | 41 mm | 1,5 mm | ☒ |
| 4242-34212 | - | - | 42 mm | 1,2 mm | ☒ |
| 4242-34215 | - | - | 42 mm | 1,5 mm | ☒ |
| 4242-34252 | - | - | 42,5 mm | 1,2 mm | ☒ |
| 4242-34312 | - | - | 43 mm | 1,2 mm | ☒ |
| 4242-34412 | - | - | 44 mm | 1,2 mm | ☒ |
| 4242-34415 | - | - | 44 mm | 1,5 mm | ☒ |
| 4242-34515 | - | - | 45 mm | 1,5 mm | ☒ |
| 4242-34615 | - | - | 46 mm | 1,5 mm | ☒ |
| 4242-34712 | - | - | 47 mm | 1,2 mm | ☒ |
| 4242-34715 | - | - | 47 mm | 1,5 mm | ☒ |
| 4242-34812 | - | - | 48 mm | 1,2 mm | ☒ |
| 4242-34815 | - | - | 48 mm | 1,5 mm | ☒ |
| 4242-34915 | - | - | 49 mm | 1,5 mm | ☒ |
| 4242-35012 | - | - | 50 mm | 1,2 mm | ☒ |
| 4242-35015 | - | - | 50 mm | 1,5 mm | ☒ |
| 4242-35112 | - | - | 51 mm | 1,2 mm | ☒ |
| 4242-35212 | - | - | 52 mm | 1,2 mm | ☒ |
| 4242-35215 | - | - | 52 mm | 1,5 mm | ☒ |
| 4242-35412 | - | - | 54 mm | 1,2 mm | ☒ |
| 4242-35415 | - | - | 54 mm | 1,5 mm | ☒ |
| 4242-35615 | - | - | 56 mm | 1,5 mm | ☒ |
| 4242-35815 | - | - | 58 mm | 1,5 mm | ☒ |
| 4242-36015 | - | - | 60 mm | 1,5 mm | ☒ |



| HONDA | | | | | |
|-------------------|---------------|-------------------------|---------|----------|--------------------------|
| cod. Saba | rif. orig. | modello | Ø | spessore | <input type="checkbox"/> |
| 3042-53201 | 01212-000-026 | GX35 4 TEMPI | 39 mm | 2 x 1 mm | <input type="checkbox"/> |
| HUSQVARNA | | | | | |
| 3442-74161 | 503 28 90-11 | 254, 254XP | 45 mm | 1,48 mm | <input type="checkbox"/> |
| 3442-74157 | 503 28 90-15 | 61 | 48 mm | 1,47 mm | <input type="checkbox"/> |
| 3442-74106 | 501 57 62-01 | 77, 180, 380, 480 | 52 mm | 1,47 mm | <input type="checkbox"/> |
| STIHL | | | | | |
| 3442-74170 | 1121 034 3010 | 026 | 44 mm | 1,18 mm | <input type="checkbox"/> |
| 3042-55113 | 1118 034 3001 | 028 SUPER, MS290, SR400 | 46 mm | 1,47 mm | <input type="checkbox"/> |
| 3442-74143 | 4201 034 3000 | 08S, 039, TS360, TS400 | 49 mm | 1,48 mm | <input type="checkbox"/> |
| 3042-05248 | 1128 034 3000 | 044, TS410, TS420 | 50 mm | 1,2 mm | <input type="checkbox"/> |
| 3442-74106 | 1115 034 3001 | 051, TS510, 038 MAGNUM | 52 mm | 1,47 mm | <input type="checkbox"/> |
| UNIVERSALE | | | | | |
| 0142-11000 | - | - | 26 mm | 1,5 mm | <input type="checkbox"/> |
| 0142-11002 | - | - | 29 mm | 1,5 mm | <input type="checkbox"/> |
| 0142-11004 | - | - | 30 mm | 1,5 mm | <input type="checkbox"/> |
| 0142-11006 | - | - | 31 mm | 1,5 mm | <input type="checkbox"/> |
| 0142-11008 | - | - | 32 mm | 1,5 mm | <input type="checkbox"/> |
| 0142-11010 | - | - | 32,2 mm | 1,5 mm | <input type="checkbox"/> |
| 0142-11012 | - | - | 33 mm | 1,2 mm | <input type="checkbox"/> |
| 0142-11014 | - | - | 33 mm | 1,5 mm | <input type="checkbox"/> |
| 0142-11016 | - | - | 33,3 mm | 1,5 mm | <input type="checkbox"/> |
| 0142-11018 | - | - | 33,5 mm | 1,2 mm | <input type="checkbox"/> |
| 0142-11020 | - | - | 34 mm | 1,2 mm | <input type="checkbox"/> |
| 0142-11022 | - | - | 34,5 mm | 1,5 mm | <input type="checkbox"/> |
| 0142-11024 | - | - | 35 mm | 1,2 mm | <input type="checkbox"/> |
| 0142-11026 | - | - | 35,5 mm | 1,5 mm | <input type="checkbox"/> |
| 0142-11028 | - | - | 36 mm | 1,2 mm | <input type="checkbox"/> |
| 0142-11030 | - | - | 36,6 mm | 1,5 mm | <input type="checkbox"/> |
| 3042-55110 | - | - | 38 mm | 1,5 mm | <input type="checkbox"/> |
| 0142-11032 | - | - | 38 mm | 2 mm | <input type="checkbox"/> |
| 0142-11034 | - | - | 38,5 mm | 2 mm | <input type="checkbox"/> |
| 0142-11036 | - | - | 39 mm | 2 mm | <input type="checkbox"/> |
| 0142-11038 | - | - | 39,5 mm | 1,5 mm | <input type="checkbox"/> |
| 0142-11040 | - | - | 39,7 mm | 1,5 mm | <input type="checkbox"/> |
| 0142-11042 | - | - | 40 mm | 2 mm | <input type="checkbox"/> |
| 0142-11044 | - | - | 40,5 mm | 1,2 mm | <input type="checkbox"/> |
| 0142-11046 | - | - | 41 mm | 1,2 mm | <input type="checkbox"/> |
| 0142-11048 | - | - | 41 mm | 2 mm | <input type="checkbox"/> |
| 0142-11050 | - | - | 41,5 mm | 1,5 mm | <input type="checkbox"/> |
| 0142-11052 | - | - | 42 mm | 2 mm | <input type="checkbox"/> |
| 0142-11054 | - | - | 42,5 mm | 1,5 mm | <input type="checkbox"/> |
| 0142-11056 | - | - | 43 mm | 1,5 mm | <input type="checkbox"/> |
| 0142-11058 | - | - | 44 mm | 1 mm | <input type="checkbox"/> |
| 0142-11060 | - | - | 44 mm | 1,8 mm | <input type="checkbox"/> |
| 0142-11062 | - | - | 44 mm | 2 mm | <input type="checkbox"/> |
| 3042-07386 | - | - | 44,7 mm | 1,2 mm | <input type="checkbox"/> |
| 0142-11064 | - | - | 45,5 mm | 1,5 mm | <input type="checkbox"/> |
| 4242-34612 | - | - | 46 mm | 1,2 mm | <input type="checkbox"/> |
| 3042-07316 | - | - | 47 mm | 1,5 mm | <input type="checkbox"/> |
| 3442-74158 | - | - | 48 mm | 1,2 mm | <input type="checkbox"/> |
| 0142-11066 | - | - | 48 mm | 2 mm | <input type="checkbox"/> |
| 0142-11068 | - | - | 49 mm | 1,2 mm | <input type="checkbox"/> |


UNIVERSALE - SEGUE

| cod. Saba | rif. orig. | modello | Ø | spessore | ☒ |
|-------------------|------------|---------|-------|----------|---|
| 3042-07349 | - | - | 50 mm | 1,5 mm | ☒ |
| 0142-11070 | - | - | 51 mm | 1,5 mm | ☒ |
| 0142-11072 | - | - | 53 mm | 1,5 mm | ☒ |
| 0142-11074 | - | - | 55 mm | 1,5 mm | ☒ |
| 0142-11076 | - | - | 56 mm | 1,2 mm | ☒ |
| 0142-11078 | - | - | 57 mm | 1,5 mm | ☒ |
| 0142-11080 | - | - | 60 mm | 2 mm | ☒ |
| 0142-11082 | - | - | 66 mm | 1,5 mm | ☒ |

SEGMENTI MOTORI 4 TEMPI

BRIGGS & STRATTON

| cod. Saba | rif. orig. | modello | Ø | spessore | ☒ |
|-------------------|----------------|------------------------------------------------------------------------------------------------------------------------------------------|----------|----------|---|
| 0142-10754 | 498680 | 9D, 91400, 10B, 10D, 10E 3,5HP, 3,75HP | 65,1 mm | 1,55 mm | ☒ |
| 0142-10755 | 499425 | 11A, 11C, 110600 SERIES 4,5HP & 5HP | 68,3 mm | 1,55 mm | ☒ |
| 3042-05114 | 493261, 493262 | 126800, 121700, 121800, 122700, 123700, 123800, 124700, 124800, 125700, 126700, QUANTUM MODEL ENGINES | 68 mm | - | ☒ |
| 0142-01466 | 391780 | 220000, 251000, 252000, 253000 | 87,3 mm | 1,97 mm | ☒ |
| 0142-01461 | 298982 | 90000, 130200 > 130999 | 65,11 mm | 1,97 mm | ☒ |
| 0142-01456 | 28986 | LAV25, LAV30, LAV35, V22, V25, V30, VA, VA7, LA, LVC, LC, LW, VX32A, V35, V40, V45A, ECH90, TV590, H35, LV35=2 > 4,5 HP VERT | 63,5 mm | 2,35 mm | ☒ |

HONDA

| | | | | | |
|-------------------|---------------|--------|-------|-------------|---|
| 3042-05154 | 13010-ZG0-003 | GX100 | 52 mm | - | ☒ |
| 8242-51709 | 13010-Z0D-003 | GX100 | 56 mm | - | ☒ |
| 3042-05224 | 130A1-ZE1-003 | GX140 | 64 mm | - | ☒ |
| 3042-05231 | 13010-ZF1-023 | GX160 | 68 mm | 2 x 1,49 mm | ☒ |
| 3042-52157 | 13010-ZL0-030 | GX200 | 68 mm | - | ☒ |
| 6242-16801 | 13010-ZL0-003 | GXV160 | 68 mm | - | ☒ |
| 3042-05233 | 13010-ZE2-000 | GX240 | 73 mm | - | ☒ |
| 3042-52145 | 13010-ZE8-601 | GX270 | 77 mm | - | ☒ |
| 3042-05240 | 13010-ZF6-003 | GX390 | 88 mm | 2 x 1,93 mm | ☒ |

ROBIN-SUBARU








| | | | | | |
|-------------------|----------------------------------------------|------------------|-------|---|---|
| 3042-05273 | 500-00081-00 580-20230-00 580-25005-00 | BT60, EC08, EC10 | 50 mm | - | ☒ |
|-------------------|----------------------------------------------|------------------|-------|---|---|



ALBERI MOTORE












| | | | |
|-----------------------------------------------------------------------------------------------------------------------------------|--------------------------------------------------------------------------------------------------------------------|------------------------------------------------------------------------------------------------------------------|----------------------------------------------------------------------------------------------------------------------|
| ASIA IMPORT <i>motosega</i> rif. orig. - modello 25 cc | cod. Saba 6244-70200  | ASIA IMPORT <i>motosega</i> rif. orig. - modello 38 cc, 41 cc | cod. Saba 6244-70202  |
| ASIA IMPORT <i>motosega</i> rif. orig. - modello 45 cc, 52 cc | cod. Saba 6244-70204  | HONDA <i>motore</i> rif. orig. 13310-ZE1-601 modello GX160 Ø mm asse 19,05 | cod. Saba 6244-15160  |
| HONDA <i>motore</i> rif. orig. 13310-ZE7-010 modello GXV160 | cod. Saba 6244-15161  | HUSQVARNA <i>motosega</i> rif. orig. 537 15 68-01 modello 359 | cod. Saba 5244-35950  |
| HUSQVARNA <i>motosega</i> rif. orig. 503 85 80-71 modello 350, 345, 350 | cod. Saba 5244-34550  | HUSQVARNA <i>motosega</i> rif. orig. 503 72 91-72, 503 72 91-76 modello 362, 365, 371, 372 | cod. Saba 3044-48534  |
| HUSQVARNA <i>motosega</i> <i>decespugliatore</i> rif. orig. 503 57 38-06 modello 40, 45, 51, 55, 240R, 245R | cod. Saba 5244-05150  | JONSERED <i>motosega</i> rif. orig. 503 57 38-06 modello 2041, 2045 | cod. Saba 5244-05150  |
| JONSERED <i>motosega</i> rif. orig. 537 15 68-01 modello 2156, 2159 | cod. Saba 5244-35950  | JONSERED <i>motosega</i> rif. orig. 503 72 91-72, 503 72 91-76 modello 2163, 2165, 2173 | cod. Saba 3044-48534  |
| PARTNER <i>troncatore</i> rif. orig. 503573806 modello K450, K500, K540, B450 | cod. Saba 5244-05150  | STIHL <i>motosega</i> rif. orig. 1121 030 0405 modello 026, MS260 | cod. Saba 3044-48217  |
| STIHL <i>motosega</i> rif. orig. 1125 030 0407 modello 034 SUPER | cod. Saba 3044-48506  | STIHL <i>motosega</i> spinotto Ø 12 rif. orig. 1128 030 0406 modello 044, MS440 | cod. Saba 3044-48539  |
| STIHL <i>motosega</i> rif. orig. 1128 030 0402 modello 046, MS460 | cod. Saba 5244-04650  | STIHL <i>motosega</i> rif. orig. 1122 030 0408 modello 066, MS660 | cod. Saba 3044-48508  |



| | | | |
|-------------------------------------------------------------------------------------------------------------------------------------------------------------------------------------------------------------|-----------------------------------------------------------------------------------------------------------------------|-----------------------------------------------------------------------------------------------------------------------------------------------------------------------------------------|------------------------------------------------------------------------------------------------------------------------|
| <p>STIHL</p> <p><i>motosega</i></p> <p>rif. orig. 1132 030 0401 modello 017, 018, 019, MS170, MS180, MS190 note bullone Ø 8 mm</p> | <p>cod. Saba 4244-34812</p>  | <p>STIHL</p> <p><i>motosega</i></p> <p>rif. orig. 1132 030 0402 modello MS180 note bullone Ø 8 mm</p> | <p>cod. Saba 4244-34801</p>  |
| <p>STIHL</p> <p><i>motosega</i></p> <p>rif. orig. 1123 030 0411 modello MS210</p> | <p>cod. Saba 1944-34816</p>  | <p>STIHL</p> <p><i>decespugliatore</i></p> <p>rif. orig. 4134 030 0400, 4134 030 0403 modello FS120, FS200, FS250, FS300</p> | <p>cod. Saba 6244-12017</p>  |
| <p>STIHL</p> <p><i>decespugliatore</i></p> <p>rif. orig. 4128 030 0400 modello FS350, FS400, FS450, FS480, FR350, FR400, FR450, SP400, SP450</p> | <p>cod. Saba 3044-22456</p>  | <p>STIHL</p> <p><i>troncatore</i></p> <p>rif. orig. 4221 030 0400 modello TS460</p> | <p>cod. Saba 3044-48565</p>  |
| <p>STIHL</p> <p><i>troncatore</i></p> <p>rif. orig. 4223 030 0400 modello TS400</p> | <p>cod. Saba 3444-90156</p>  | | |




BIELLE

| | | | |
|--------------------------------------------------------------------------------------------------------------------------------------------------|--------------------------------------------------------------------------------------------------------------------|---------------------------------------------------------------------------------------------|----------------------------------------------------------------------------------------------------------------------|
| BRIGGS & STRATTON <i>motore</i> rif. orig. 390401, 390402 modello 190400, 195400 | cod. Saba 0144-02770  | HONDA <i>motore</i> rif. orig. 13200-883-000, 13200-883-338 modello G200 | cod. Saba 3044-04820  |
| HONDA <i>motore</i> rif. orig. 13200-ZE0-000 modello GX110, GX120 | cod. Saba 3044-04823  | HONDA <i>motore</i> rif. orig. 13200-ZE1-000 modello GX140, GX160 | cod. Saba 3044-04825  |
| HONDA <i>motore</i> rif. orig. 13200-ZE2-000 modello GX240, GX270 | cod. Saba 3044-04827  | HONDA <i>motore</i> rif. orig. 13200-ZE3-000 modello GX340 | cod. Saba 3044-04828  |
| HONDA <i>motore</i> rif. orig. 13200-ZG0-000 modello G100, GV100K1, EM500 | cod. Saba 3044-04830  | HONDA <i>motore</i> rif. orig. 13200-Z1V-000 modello GXV160 | cod. Saba 6244-17800  |
| TECUMSEH <i>motore</i> rif. orig. 30963B modello SLV50, V17, V20, V30, V35A, V40A, V45A, VH22, V25, V27, V30, LAV25, LAV30 | cod. Saba 0144-01528  | WACKER <i>motore</i> rif. orig. 0045036 modello BS500, BS600 | cod. Saba 8244-54010  |
| TECUMSEH <i>motore</i> rif. orig. 32875, 490566, 391640 modello TNT120, LAV40, HS40, TVS105 | cod. Saba 0144-06767  | | |




VALVOLE MOTORE

| | | |
|--------------|---------------|-----------------------------------------------------------------------------------|
| HONDA | | cod. Saba 3045-05735 |
| rif. orig. | 14711-ZF1-000 |  |
| modello | GX160 | |
| note | aspirazione | |

| | | |
|--------------|---------------|-------------------------------------------------------------------------------------|
| HONDA | | cod. Saba 3045-05736 |
| rif. orig. | 14721-ZF1-000 |  |
| modello | GX160 | |
| note | scarico | |

DADO PER ALBERO MOTORE MCCULLOCH

| | | |
|------------------|-----------------------|-----------------------------------------------------------------------------------|
| MCCULLOCH | | cod. Saba 3406-72105 |
| modello | 250SUPER, 550SUPER |  |



e-commerce

Tanti servizi
per il tuo business
attivi 24 ore su 24



IL NOSTRO E-COMMERCE È PORTENTOSO



Vai su www.sabaservice.com/ecommerce
richiedi* subito le tue credenziali
e accedi al portale

Ricerca Generica
accedi alla completa gamma
divisa per genere



Ricerca Avanzata
trova facilmente l'articolo che ti serve
con le sottosezioni

